

To be
performed
loose

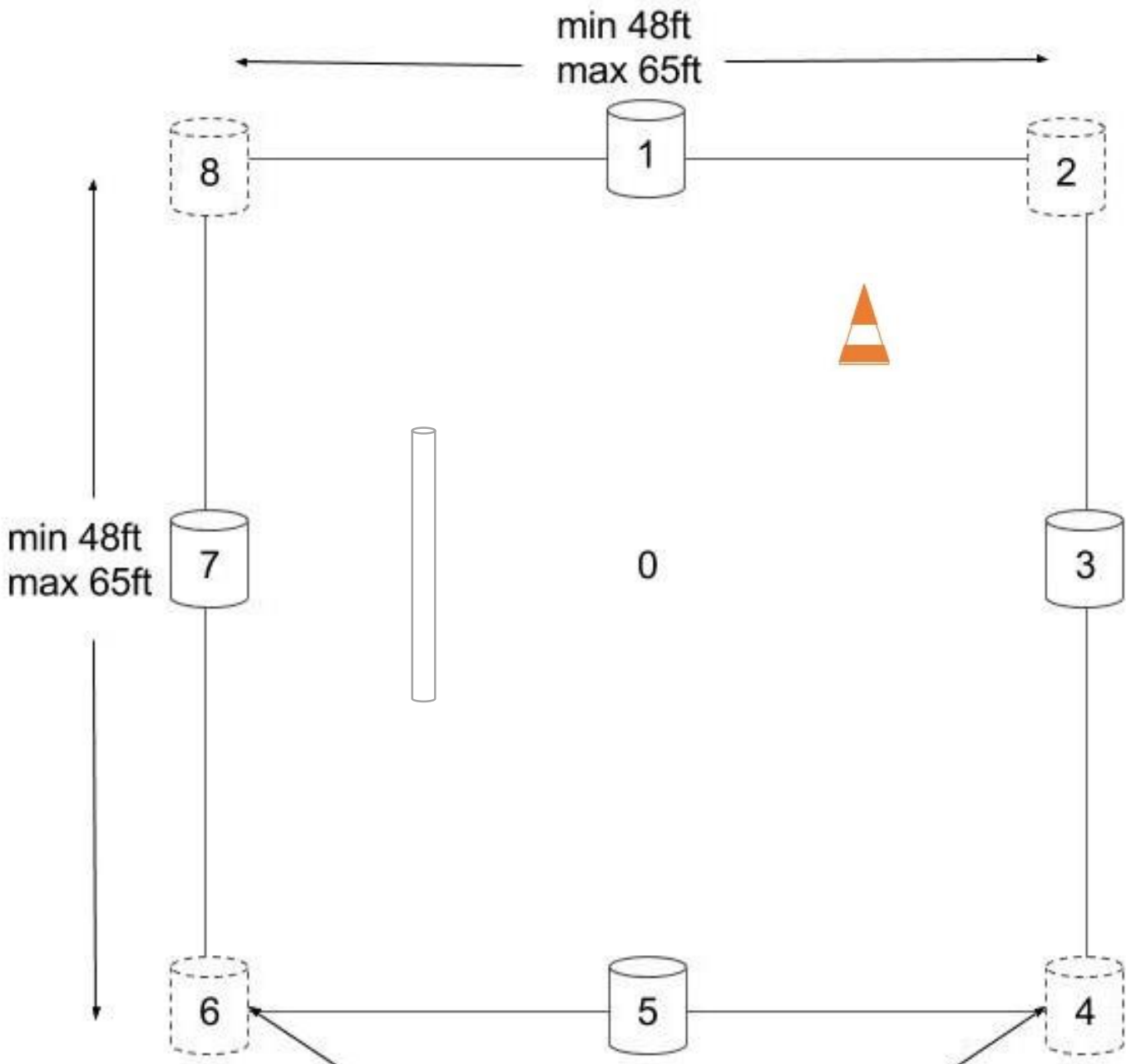


No
Minimum
Time Limit.
Max Time **6**
Minutes

Natural-e Test 102 - Basic Connection

Move	Marker	Instruction	Available Marks	Assessed Qualities	Suggested Max Time for Move (Secs)
i	1	Enter at walk with horse on handler's right. Halt at 0.	10	<i>Relaxation. Accuracy. Obedience.</i>	15
ii	0	Move the forequarters quarter turn clockwise using touch.	10	<i>Lightness. Response.</i>	20
iii	0	Back horse using touch off nose for 3 steps.	10	<i>Lightness. Response.</i>	15
iv	7	Walk to 7. Rub horse with coat for 5 seconds on the neck.	10	<i>Confidence. Obedience.</i>	20
v	7 to 7	Horse to walk one lap clockwise next to handler.	10	<i>Rhythm. Relaxation</i>	50
vi	7	Walk to pole and stop horse with two feet over the pole.	10	<i>Expression. Confidence.</i>	30
vii	7	Back horse off pole. Handler must not touch horse.	10	<i>Precision. Rhythm.</i>	30
viii	7	Draw horse back to handler.	10	<i>Expression. Confidence.</i>	20
ix	1	Walk to 1. Horse to go sideways to the left towards 8. Horse to face outwards.	10	<i>Rhythm. Relaxation. Confidence.</i>	25
x	2	Horse to touch marker with nose. Handler must not touch horse.	10	<i>Confidence. Obedience.</i>	35
xi	2	Move hindquarters a half turn clockwise using touch.	10	<i>Rhythm. Relaxation. Lightness.</i>	15
xii	2	Pick up near fore foot and hold for 3 seconds.	10	<i>Confidence. Obedience.</i>	15
xiii	1	Walk up centre line.	10	<i>Rhythm. Relaxation. Lightness.</i>	25
xiv	0	Halt. Immobility for 4 seconds.	10	<i>Accuracy. Obedience.</i>	10
xv		Mental connection of horse.	10 x 2	<i>Expression. Lightness.</i>	
xvi		Emotional connection of horse.	10 x 2	<i>Rapport. Confidence. Relaxation.</i>	
xvii		Physical connection of horse.	10 x 2	<i>Suppleness. Rhythm. Obedience.</i>	
xviii		Effectiveness of Handler	10 x 2	<i>Technique. Feel. Accuracy.</i>	
Total Marks			220		

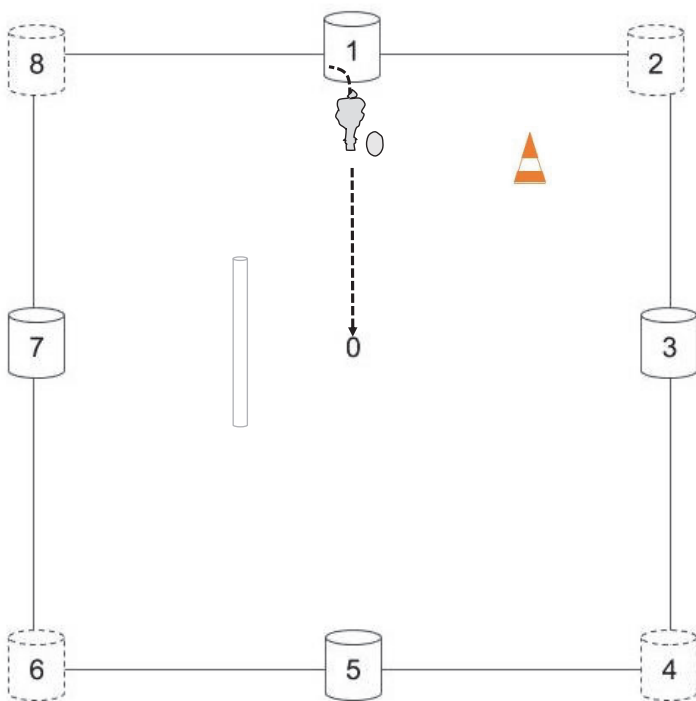
All rights reserved. Copyright © 2016 Nell Candelaria







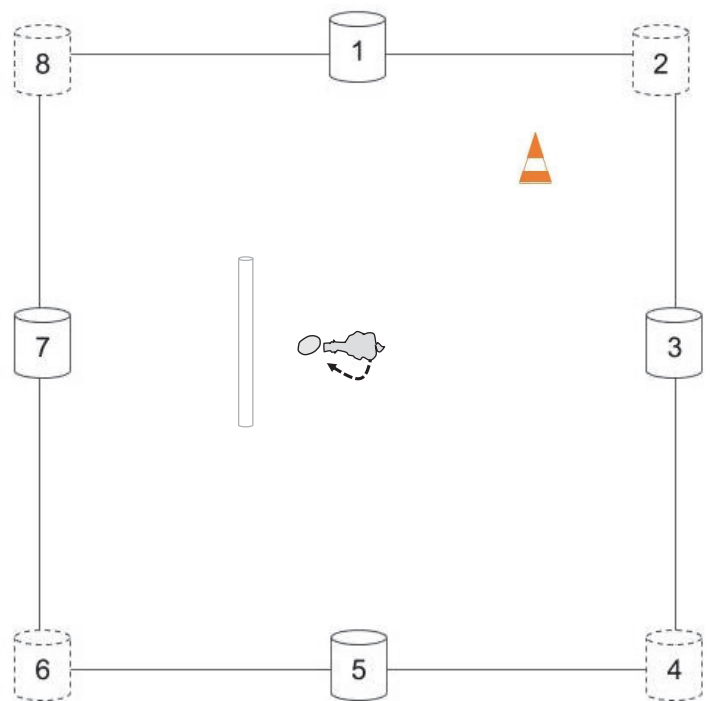
Test Diagram for
Natural-e Test 102
Basic Connection



All rights reserved. Copyright © 2016 Nell Candelaria



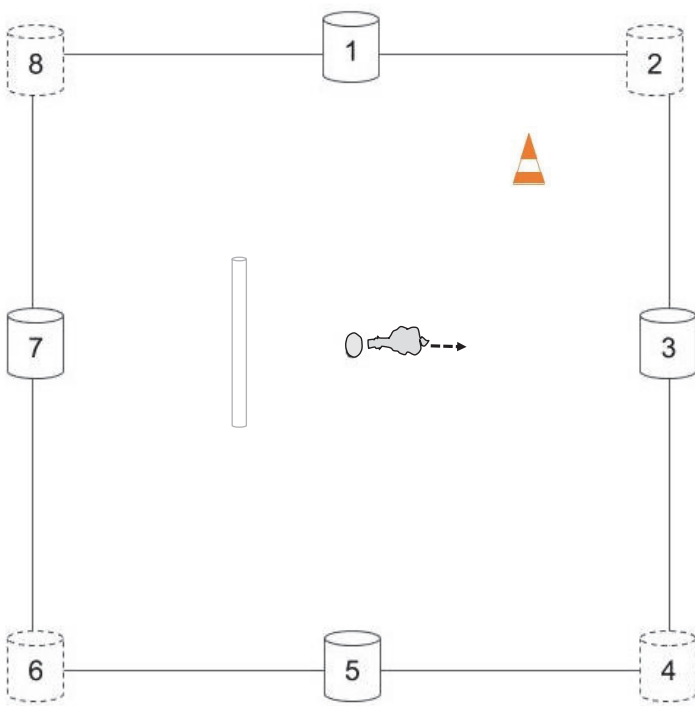
- - - - - Walk
 - - - - - Trot
 ······· Canter
 Horse
 Handler



i - 1 Enter at walk with horse on handler's right. Halt at 0.



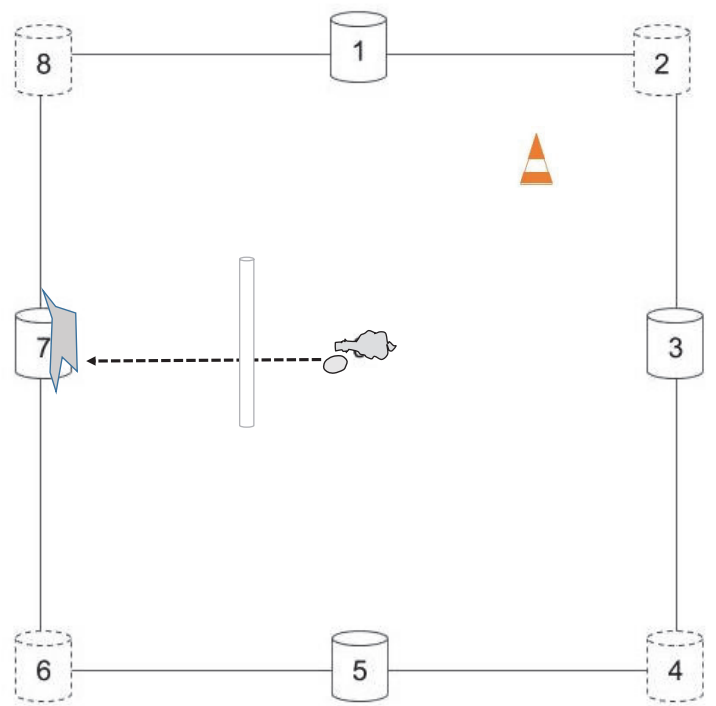
- - - - - Walk
 - - - - - Trot
 ······· Canter
 Horse
 Handler



ii – 0 Move the forequarters quarter turn clockwise using touch.



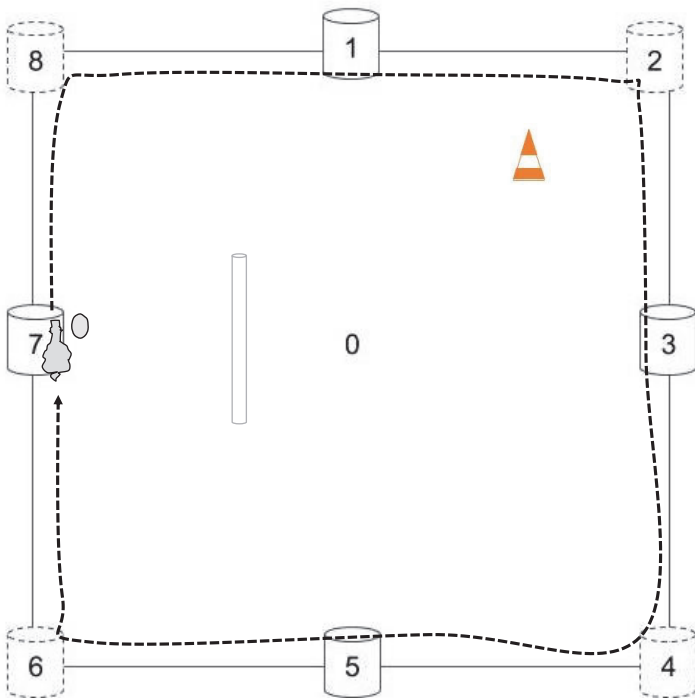
- - - - - Walk
 - - - - - Trot
 Canter
 Horse
 Handler



iii - 0 Back horse using touch off nose for 3 steps.



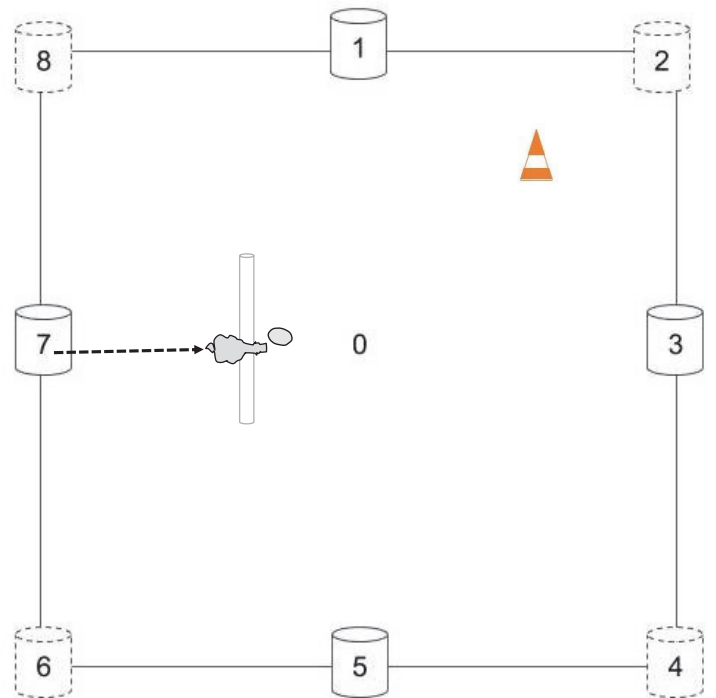
- - - - - Walk
 - - - - - Trot
 Canter
 Horse
 Handler



iv – Walk to 7. Rub horse with coat for 5 seconds on the neck.



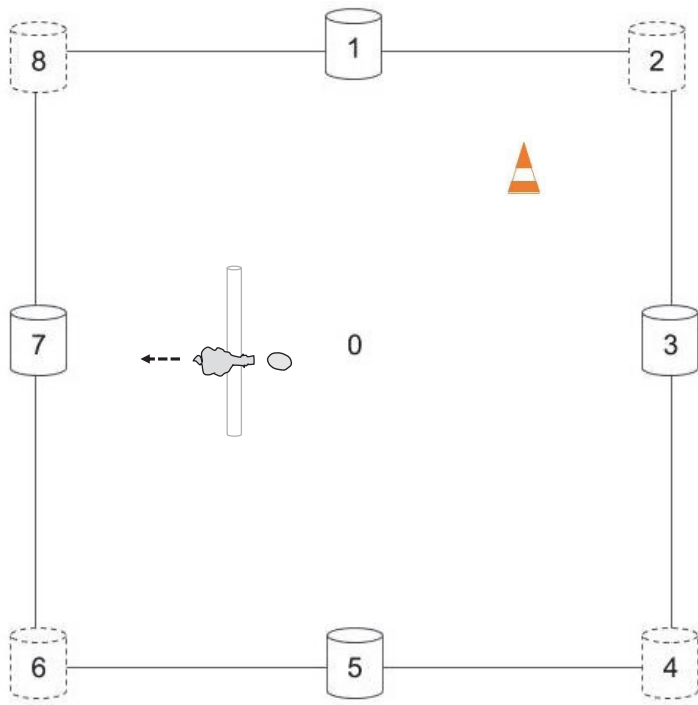
- - - - - Walk
 - - - - - Trot
 Canter
 Horse
 Handler



v – 7 to 7 Horse to walk one lap clockwise next to handler.



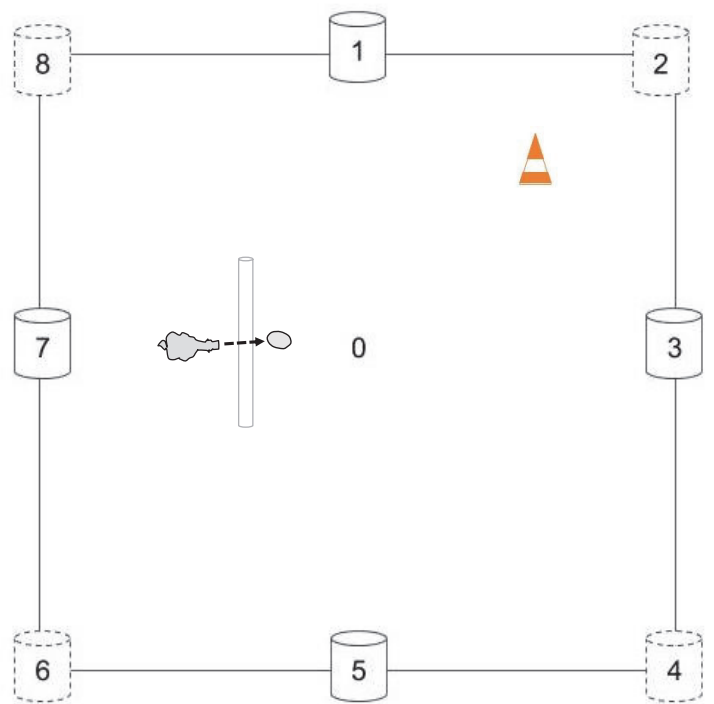
- - - - - Walk
 - - - - - Trot
 Canter
 Horse
 Handler



vi – 7 Walk to pole and stop horse with two feet over the pole.



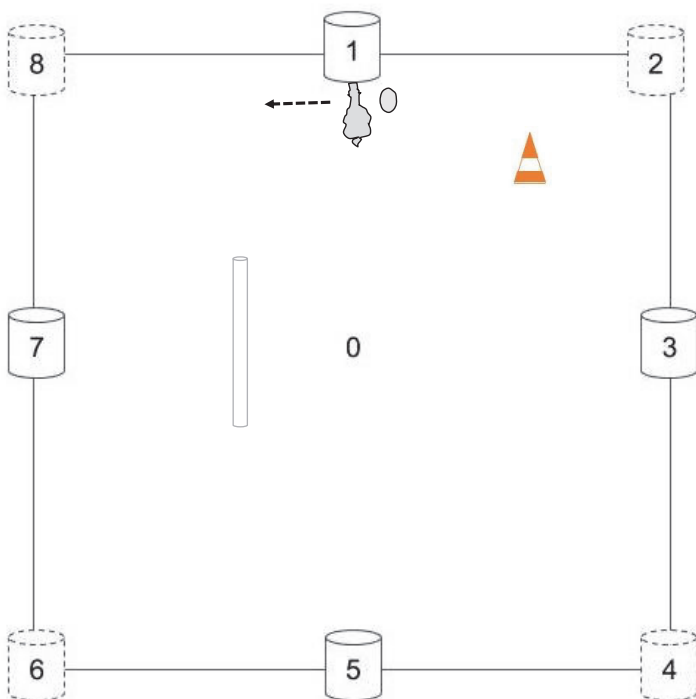
- - - - - Walk
 - - - - - Trot
 Canter
 Horse
 Handler



vii – 7 Back horse off pole. Handler must not touch horse.



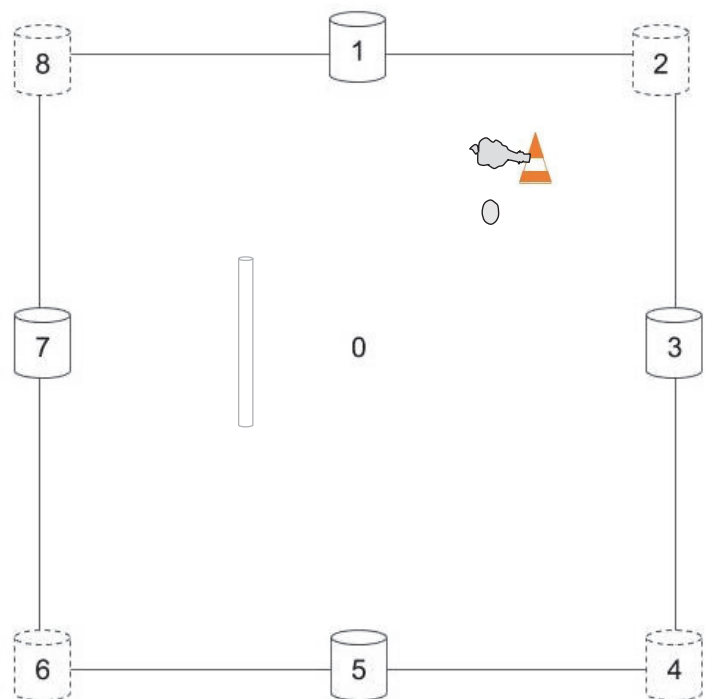
- - - - - Walk
 - - - - - Trot
 Canter
 Horse
 Handler



viii – 7 Draw horse back to handler.



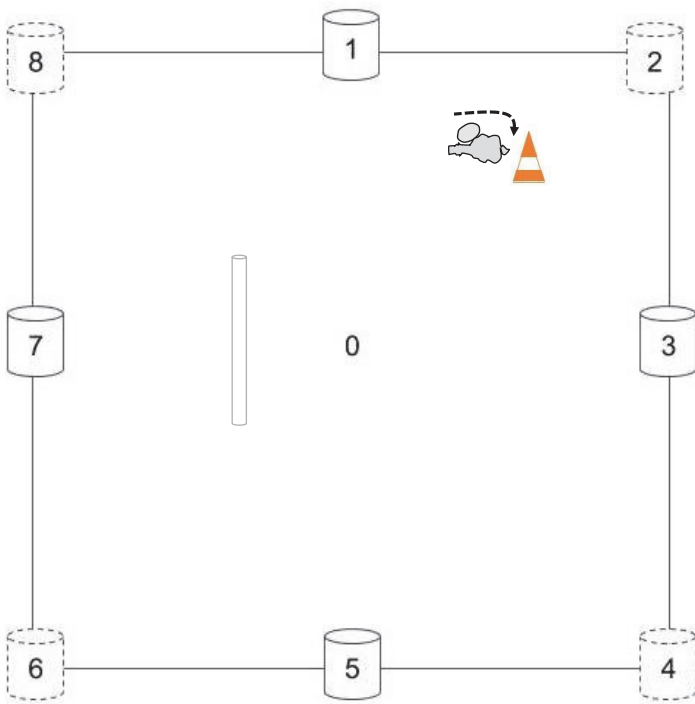
- - - - - Walk
 - - - - - Trot
 Canter
 Horse
 Handler



ix – 1 Walk to 1. Horse to go sideways to the left towards 8. Horse to face outwards.



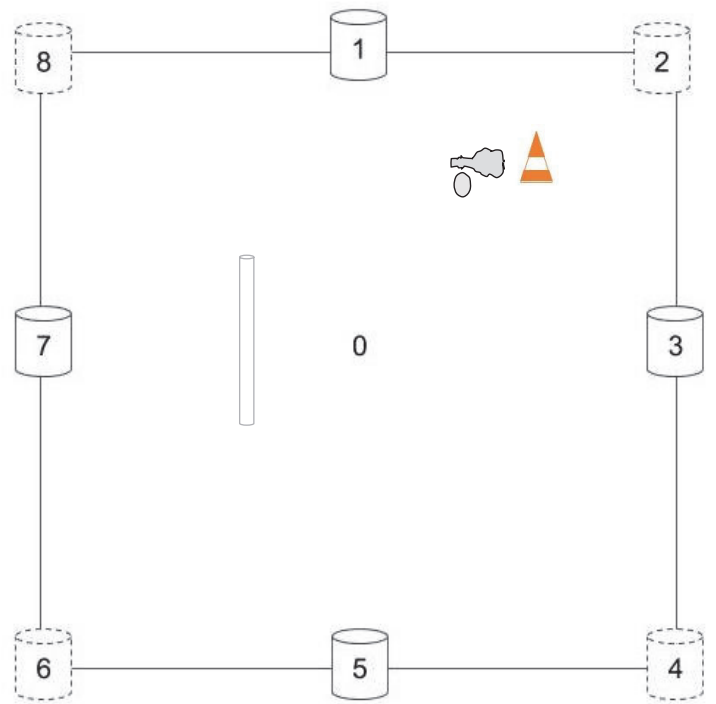
- - - - - Walk
 - - - - - Trot
 Canter
 Horse
 Handler



x – 2 Horse to touch marker with nose. Handler must not touch horse.



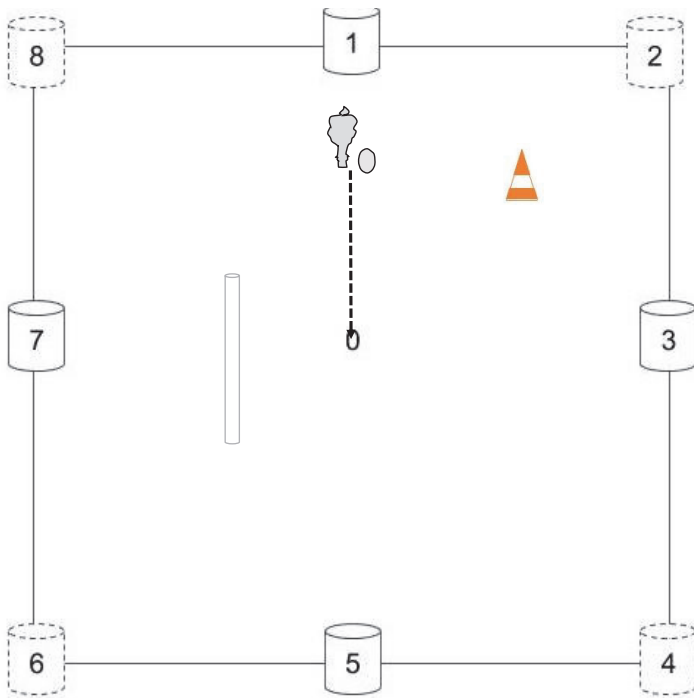
- - - - - Walk
 - - - - - Trot
 ······· Canter
 Horse
 Handler



xi – 2 Move hindquarters a half turn clockwise using touch.



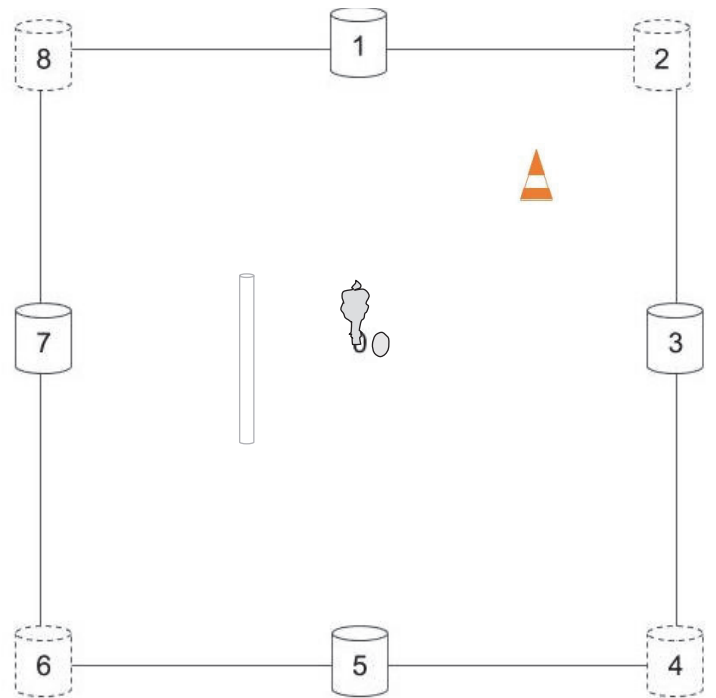
- - - - - Walk
 - - - - - Trot
 ······· Canter
 Horse
 Handler



xii – 2 Pick up near fore foot and hold for 3 seconds.



- - - - - Walk
 - - - - - Trot
 ······· Canter
 Horse
 Handler

xiii – 1 Walk up centre line.



- - - - - Walk
 - - - - - Trot
 ······· Canter
 Horse
 Handler

xv – 0 Halt. Immobility for 4 seconds.