

To be performed on a line between 15ft and 25ft in length

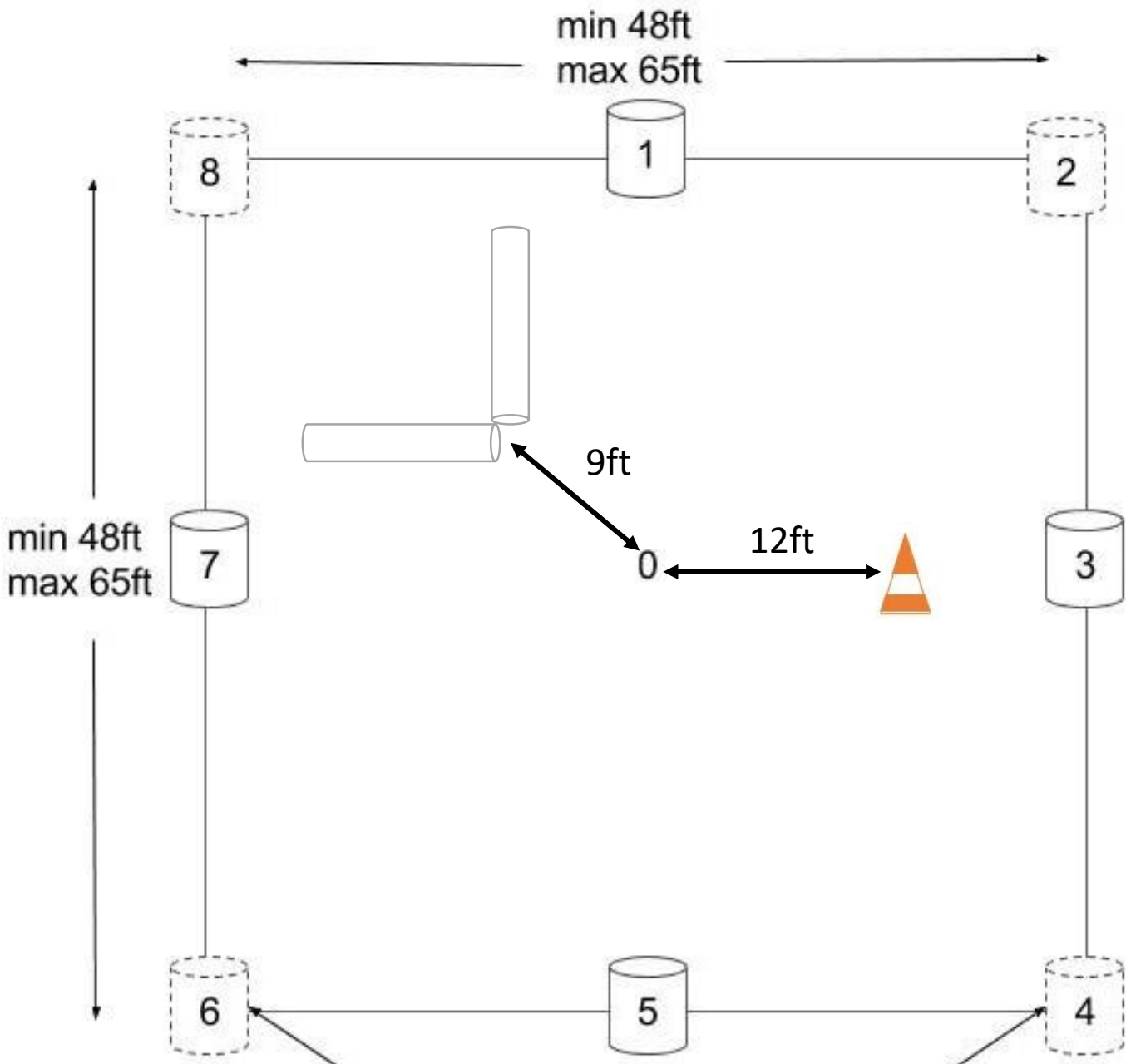


No Minimum Time Limit. Max Time 6 Minutes

Natural-e Test 23 - Intermediate Groundskills

Move	Marker	Instruction	Available Marks	Assessed Qualities	Suggested Max Time for Move (Secs)
i	1	Enter at trot with horse to your on left. Halt at 0.	10	<i>Relaxation. Accuracy. Obedience.</i>	15
ii	0	Drop the rope and jog once round horse.	10	<i>Precision. Rhythm. Lightness.</i>	20
iii	0	Handler to stand at 0. Send horse anti-clockwise over poles in trot.	10	<i>Rhythm. Relaxation. Suppleness.</i>	50
iv	7	Yield hindquarter to stop horse in line with 7. Handler to stand at end of pole near 7. Horse to face pole with nose facing 1. Send horse sideways along pole.	10	<i>Accuracy, Suppleness, Lightness</i>	15
v	7	Handler to stay at the end of the pole and move horse's hindquarters round 'corner' and send horse sideways along pole towards 1.	10	<i>Rhythm. Relaxation. Suppleness.</i>	50
vi	1	Back horse in a straight line from 8 to 1. Handler to stay at 8.	10	<i>Accuracy, Rhythm, Lightness</i>	20
vii	8	Back horse in a straight line from 8 to 1. Handler to stay at 8.	10	<i>Expression. Confidence. Lightness.</i>	20
viii	0 to 1	Handler to move to 0, horse to follow handler. Handler to stand at 0. Send horse clockwise in trot from 1 to 5 - half circle - horse to go to outside of cone.	10	<i>Rhythm. Relaxation. Lightness.</i>	30
ix	1 to 5	Handler to yield horse's hindquarters while standing at 0.	10	<i>Confidence. Obedience.</i>	20
x	5	Handler to stand at 0. Send horse anti-clockwise in trot from 5 to 1, horse to go outside of cone. Bring horse back.	10	<i>Rhythm. Relaxation. Accuracy.</i>	20
xi	5 to 1	Handler to stand at 0. Send horse anti-clockwise in trot from 5 to 1, horse to go outside of cone. Bring horse back.	10	<i>Rhythm. Relaxation. Suppleness.</i>	60
xii	7	Handler to walk to 7 and lead the horse by the forelock from 7 through 0 to cone.	10	<i>Confidence, Expression, Relaxation</i>	15
xiii	0	Handler to move to the cone and send the horse to 0 in trot.	10	<i>Relaxation. Accuracy.</i>	15
xiv	0	Halt. Imobility for 4 seconds.	10	<i>Accuracy. Obedience.</i>	10
xv		Mental connection of horse.	10 x 2	<i>Expression. Lightness.</i>	
xvi		Emotional connection of horse.	10 x 2	<i>Rapport. Confidence. Relaxation.</i>	
xvii		Physical connection of horse.	10 x 2	<i>Suppleness. Rhythm. Obedience.</i>	
xviii		Effectiveness of Handler	10 x 2	<i>Technique. Feel. Accuracy.</i>	
Total Marks			220		

All rights reserved. Copyright © 2016 Nell Candelaria

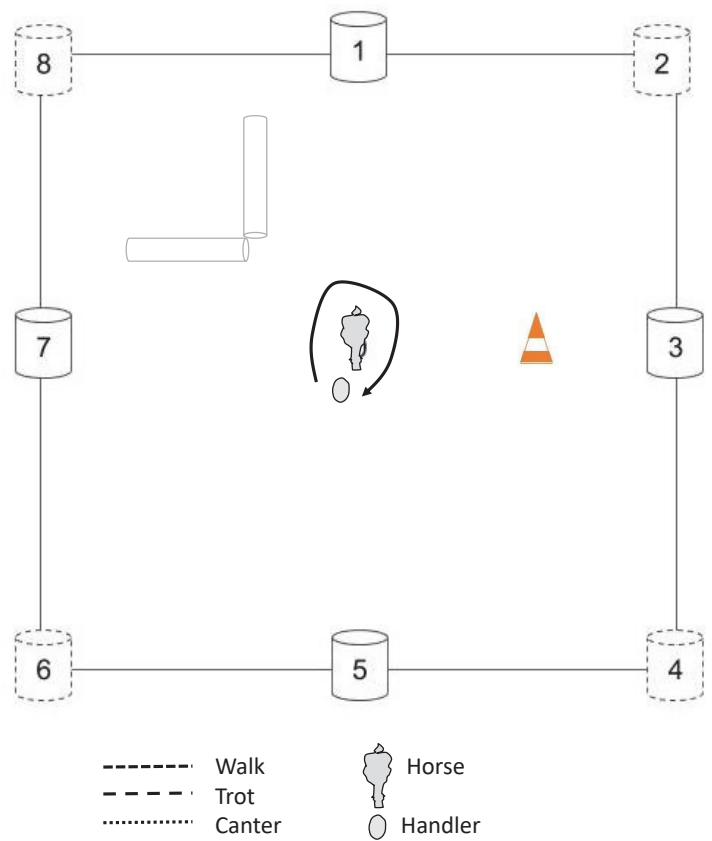
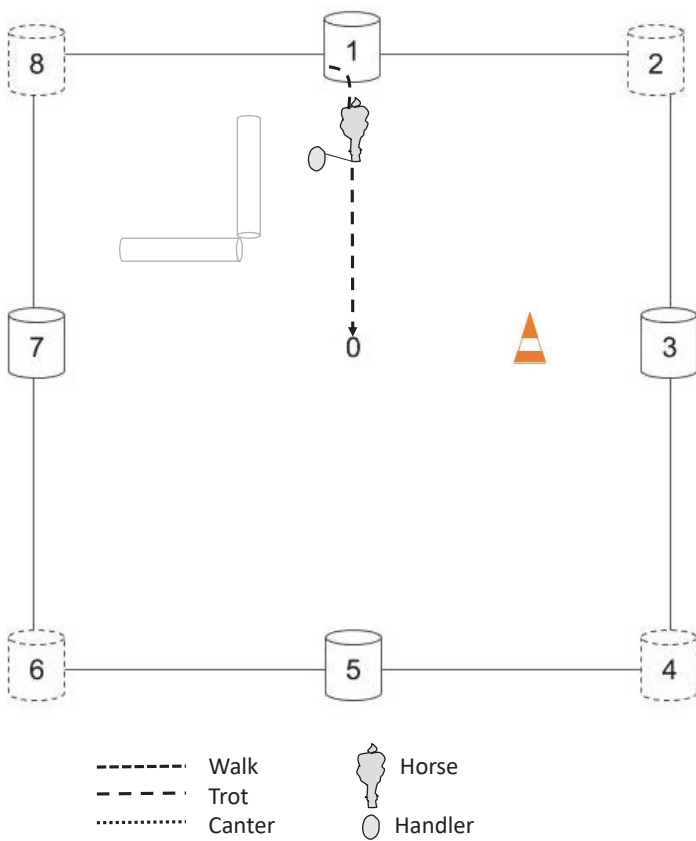


Camera



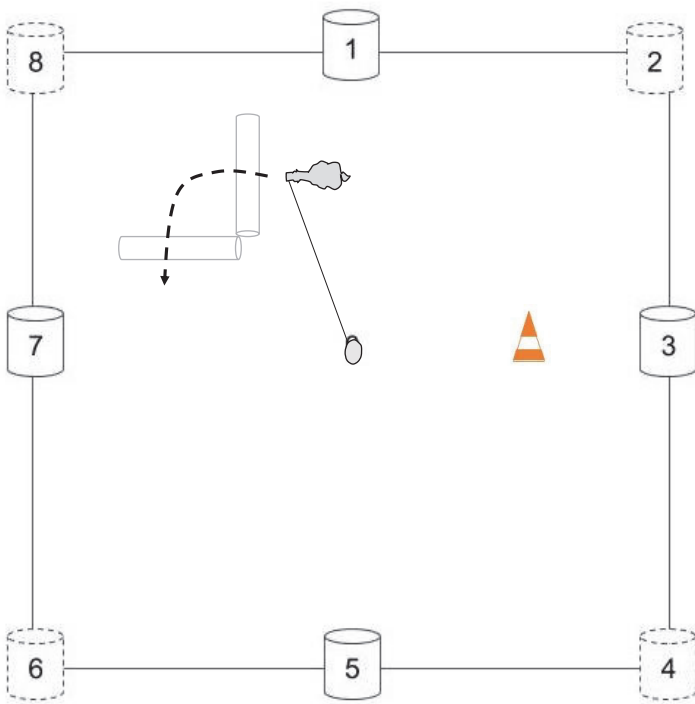
Test Diagram for
Natural-e Test 23
Intermediate Groundskills



All rights reserved. Copyright © 2016 Nell Candelaria



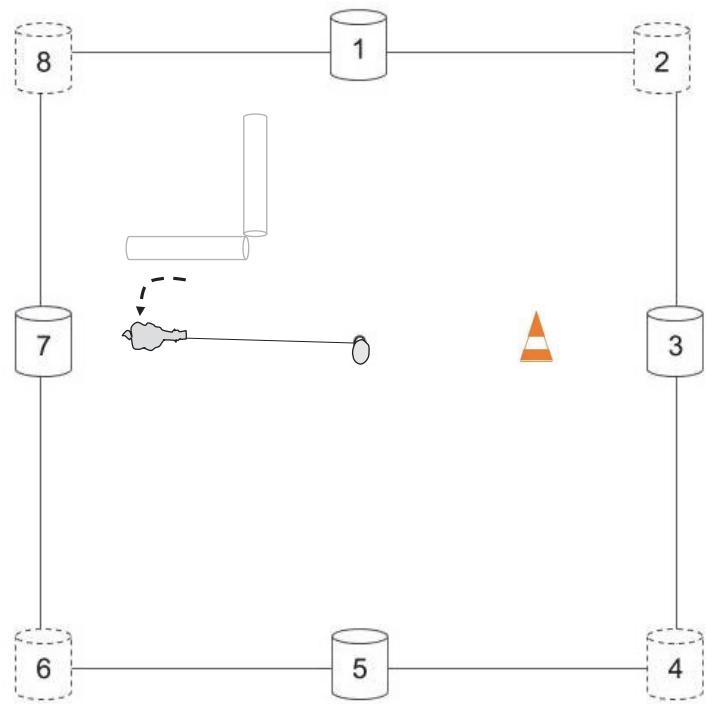
i - 1 Enter at trot with horse to your on left. Halt at 0.



ii - 0 Drop the rope and jog once round horse.



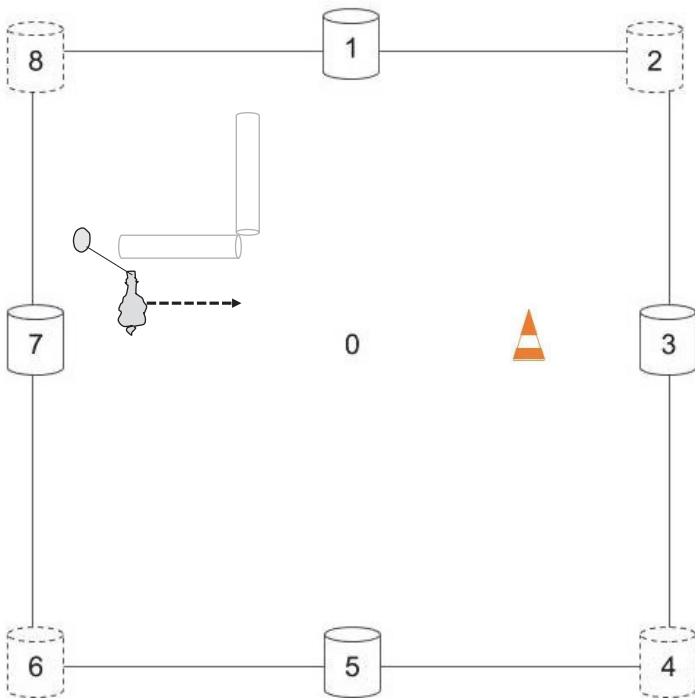
- - - - - Walk
 - - - - - Trot
 Canter
 Horse
 Handler



iii – 0 Handler to stand at 0. Send horse anti-clockwise over poles in trot.



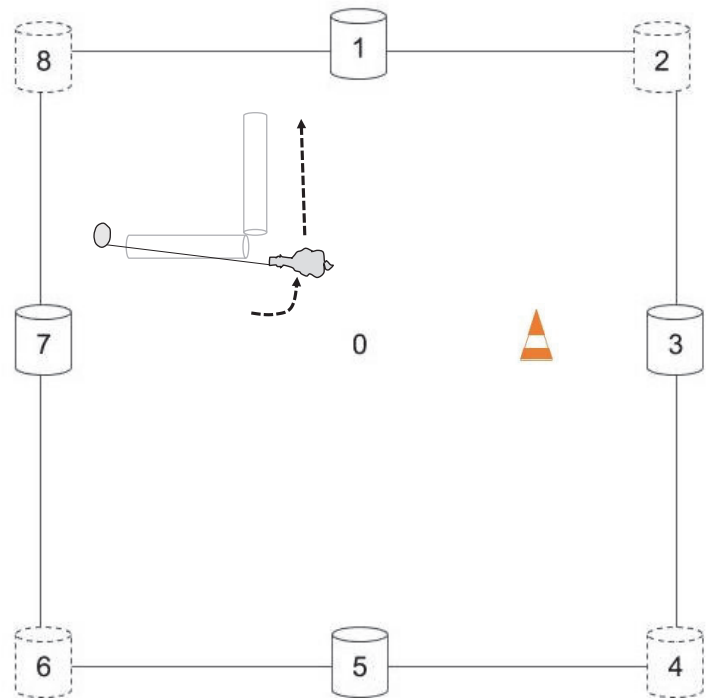
- - - - - Walk
 - - - - - Trot
 Canter
 Horse
 Handler



iv – 7 Yield hindquarter to stop horse in line with 7.



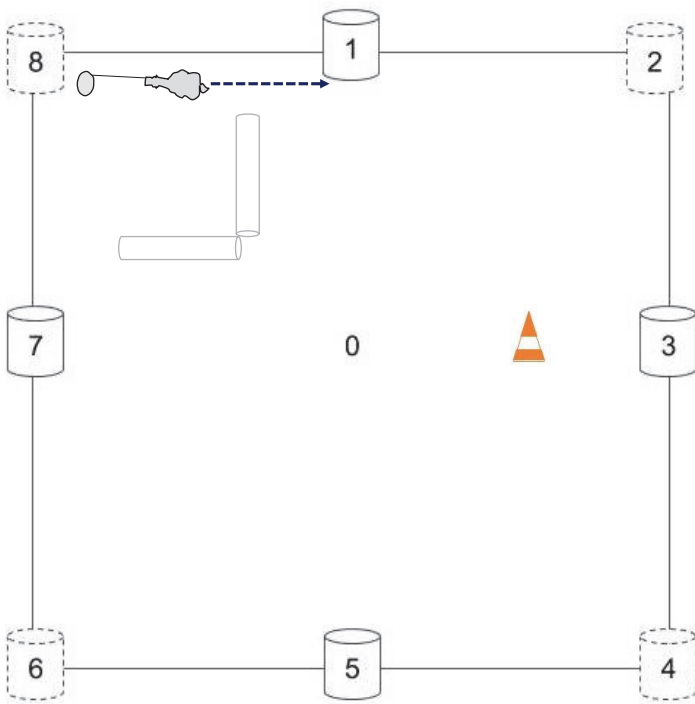
- - - - - Walk
 - - - - - Trot
 Canter
 Horse
 Handler

v – 7 Handler to stand at end of pole near 7. Horse to face pole with nose facing 1. Send horse sideways along pole.

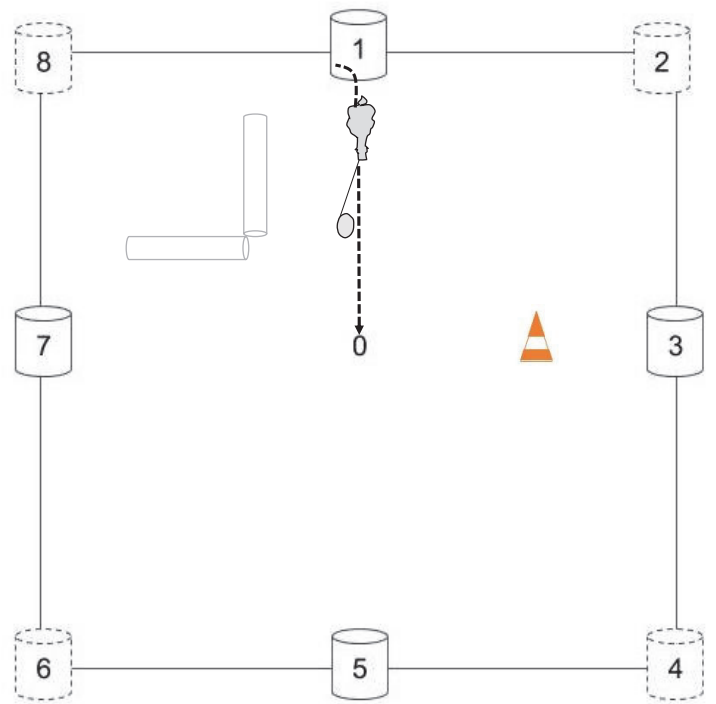


- - - - - Walk
 - - - - - Trot
 Canter
 Horse
 Handler

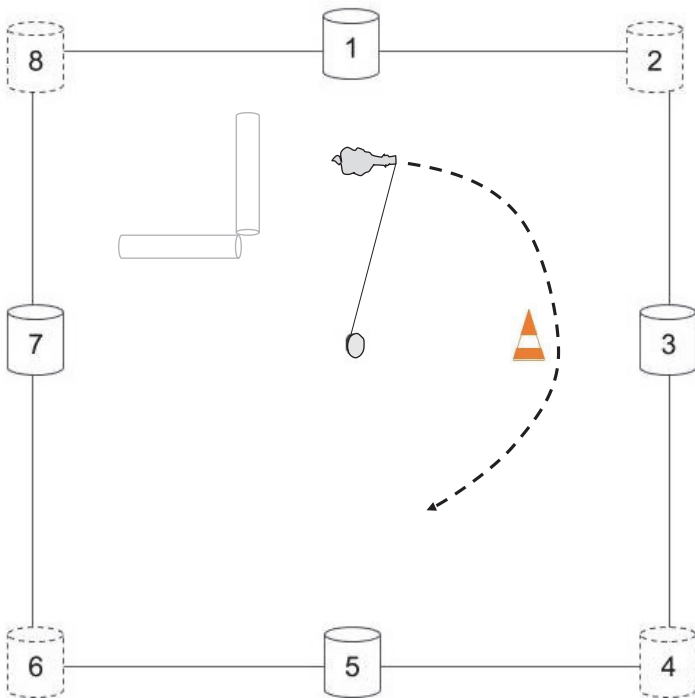
vi – 1 Handler to stay at the end of the pole and move horse's hindquarters round 'corner' and send horse sideways along pole towards 1.



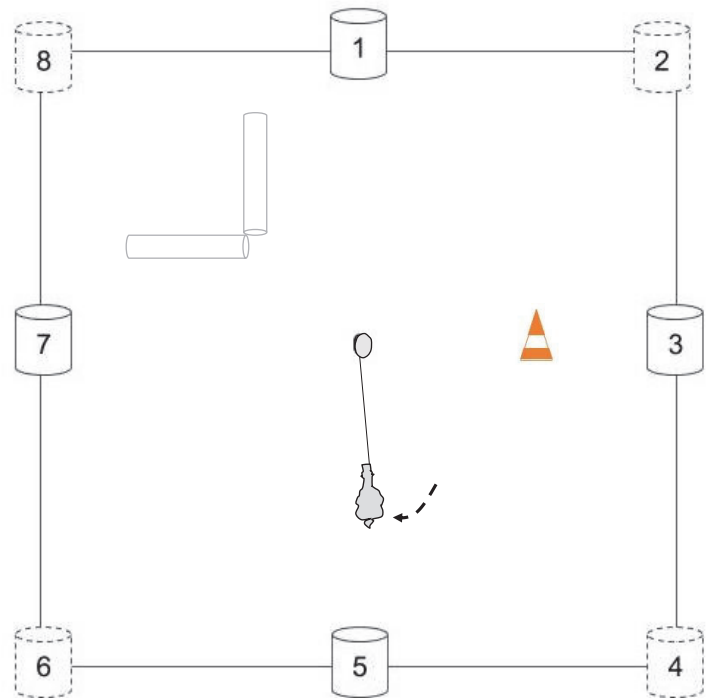
vii – 8 Back horse in a straight line from 8 to 1. Handler to stay at 8.



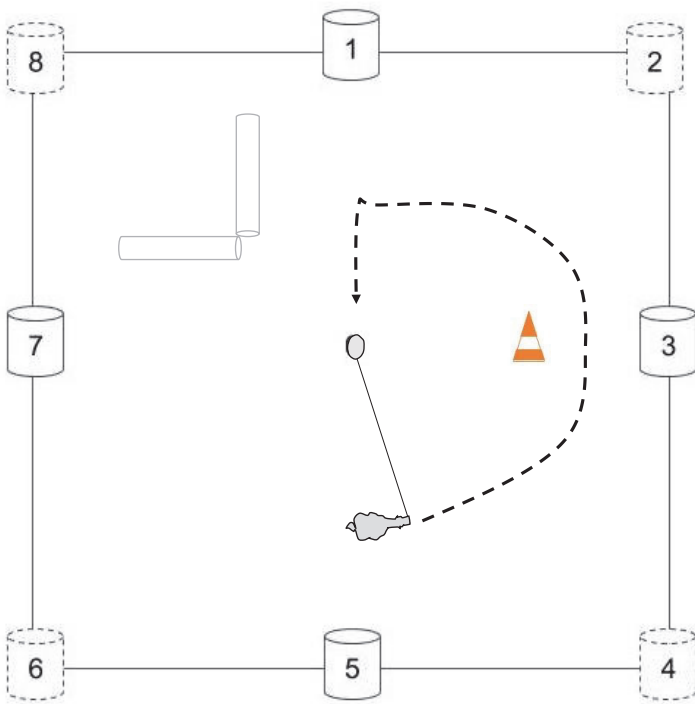
viii – 0 to 1 Handler to move to 0, horse to follow handler.



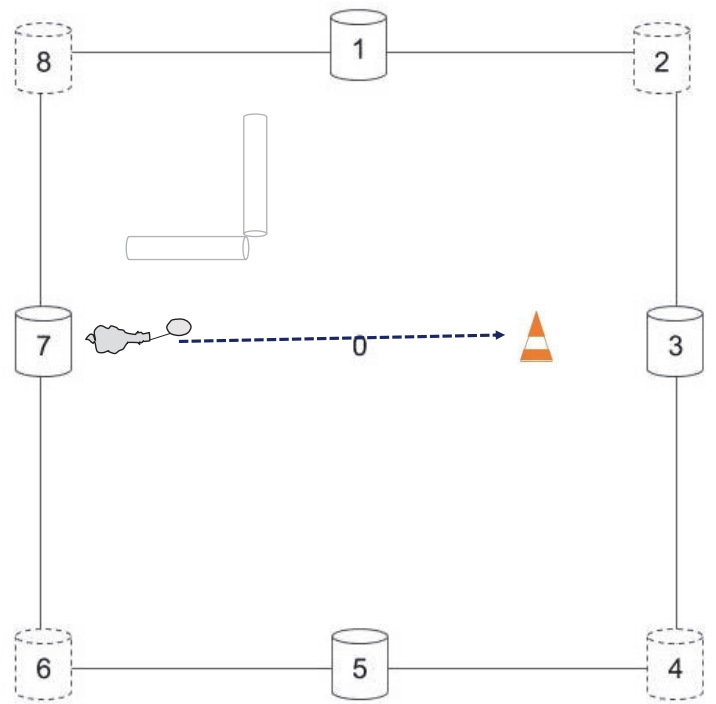
ix – 1 to 5 Handler to stand at 0. Send horse clockwise in trot from 1 to 5 - half circle - horse to go to outside of cone.



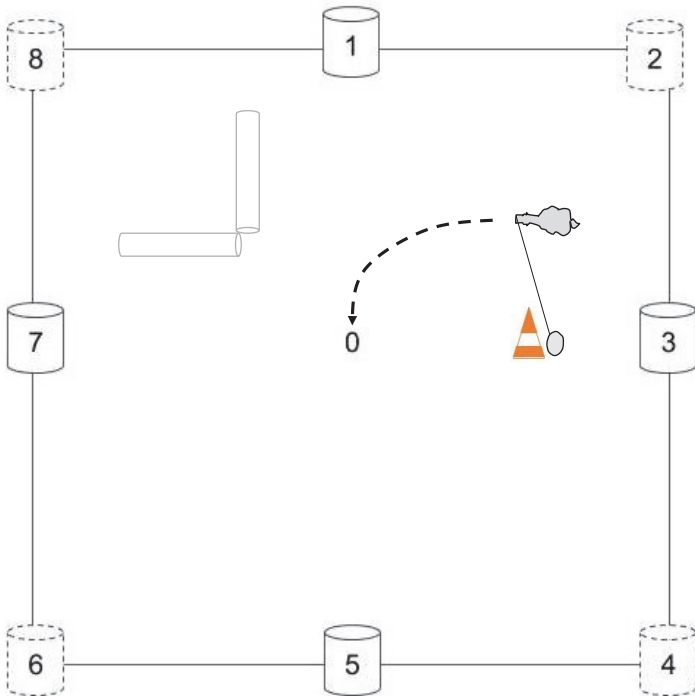
x – 5 Handler to yield horse's hindquarters while standing at 0.



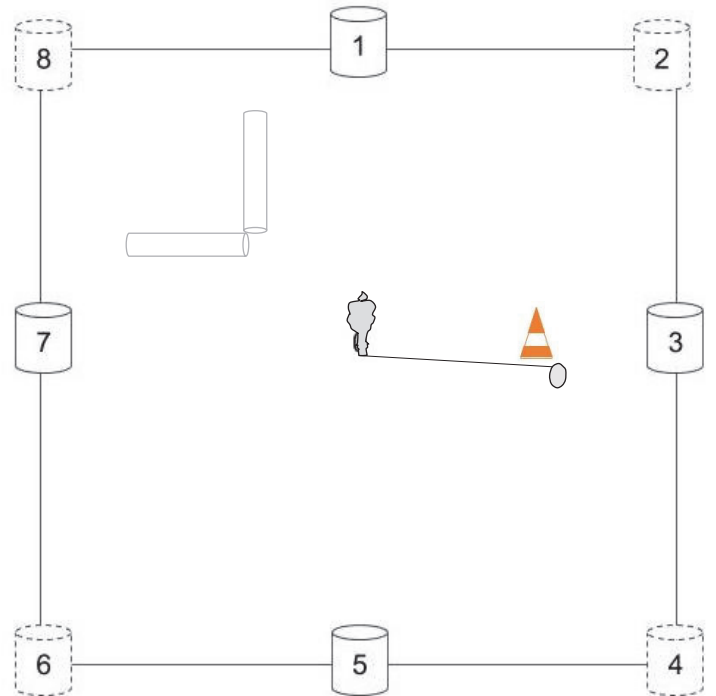
xi – 5 to 1 Handler to stand at 0. Send horse anti-clockwise in trot from 5 to 1, horse to go outside of cone. Bring horse back.



xii – 7 Handler to walk to 7 and lead the horse by the forelock from 7 through 0 to cone.



xiii – 0 Handler to move to the cone and send the horse to 0 in trot.



xiv – 0 Halt. Immobility for 4 seconds.