

To be performed on a line between 15ft and 25ft in length

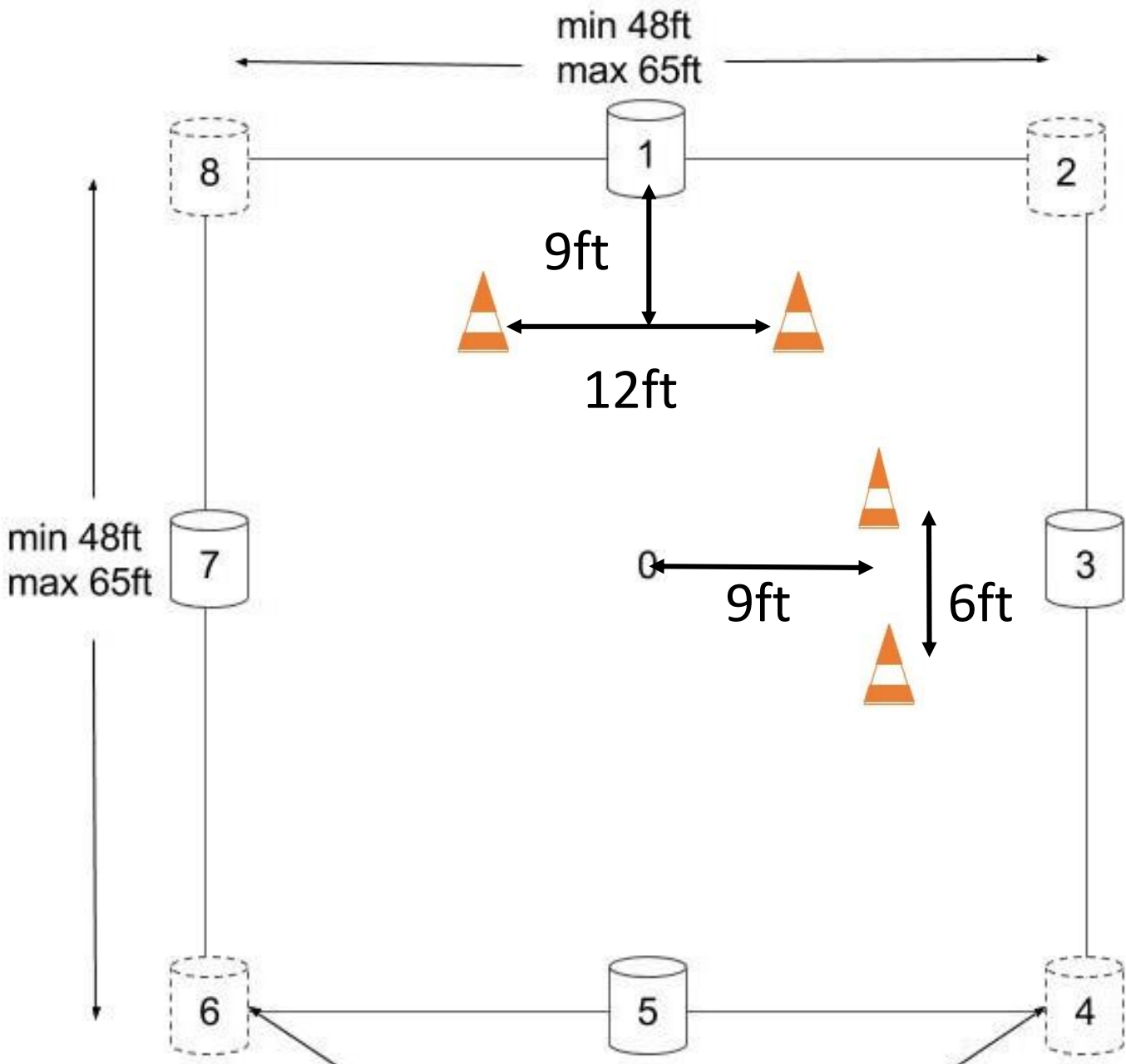


No Minimum Time Limit. Max Time 6 Minutes

Natural-e Test 21 - Intermediate Groundskills

Move	Marker	Instruction	Available Marks	Assessed Qualities	Suggested Max Time for Move (Secs)
i	1	Enter at trot with horse behind. Halt at 0.	10	<i>Relaxation. Accuracy. Obedience.</i>	15
ii	0 to 5	Trot with horse behind. Halt at 5.	10	<i>Relaxation. Accuracy.</i>	10
iii	5	Walk to horse and move the forequarters quarter of a turn clockwise using touch.	10	<i>Lightness. Response. Precision. Rhythm.</i>	10
iv	Between 5 & 0	Move horse sideways using touch 10 steps (count hind feet)	10	<i>Lightness.</i>	30
v	0 to 3	Stand at 0 and back horse towards 3 between two markers. Horse's shoulders level with markers.	10	<i>Expression. Lightness. Obedience. Accuracy. Expression. Confidence.</i>	50
vi	0	After 5 seconds of immobility, bring horse back.	10	<i>Lightness. Precision. Rhythm.</i>	10
vii	0	Back horse 5-steps towards 3.	10	<i>Lightness.</i>	15
viii	0	Ask horse to circle handler for 2 laps at trot clockwise. Handler to stand at 0. Bring horse back. Trot one revolution of figure of eight finishing between the two markers. Handler to stay in line with	10	<i>Rhythm. Relaxation. Suppleness.</i>	55
ix	1	1 and facing 5.	10	<i>Rhythm. Relaxation. Accuracy.</i>	45
x	1	Horse to touch left marker with forefoot. Handler to stand at 1.	10	<i>Confidence. Obedience. Rhythm. Relaxation.</i>	35
xi	1 to 5	Horse to go sideways to 5 along centre line with horse's right eye closest to handler.	10	<i>Lightness. Accuracy. Rhythm. Relaxation.</i>	45
xii	5 to 0	Send horse from 5 on a half circle right to 0 in walk.	10	<i>Lightness. Accuracy.</i>	20
xiii	0	Disengage the hindquarters on the centre line.	10	<i>Lightness. Accuracy.</i>	10
xiv	0	Halt. Immobility for 4 seconds.	10	<i>Accuracy. Obedience.</i>	10
xv		Mental connection of horse.	10 x 2	<i>Expression. Lightness. Rapport. Confidence.</i>	
xvi		Emotional connection of horse.	10 x 2	<i>Relaxation. Suppleness. Rhythm.</i>	
xvii		Physical connection of horse.	10 x 2	<i>Obedience.</i>	
xviii		Effectiveness of Handler	10 x 2	<i>Technique. Feel. Accuracy.</i>	
Total Marks			220		

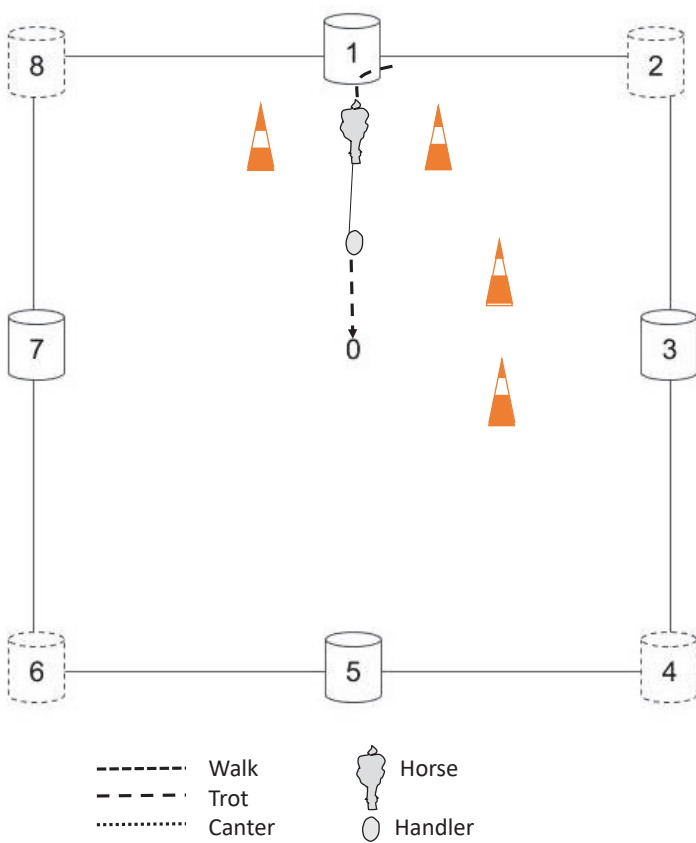
All rights reserved. Copyright © 2016 Nell Candelaria



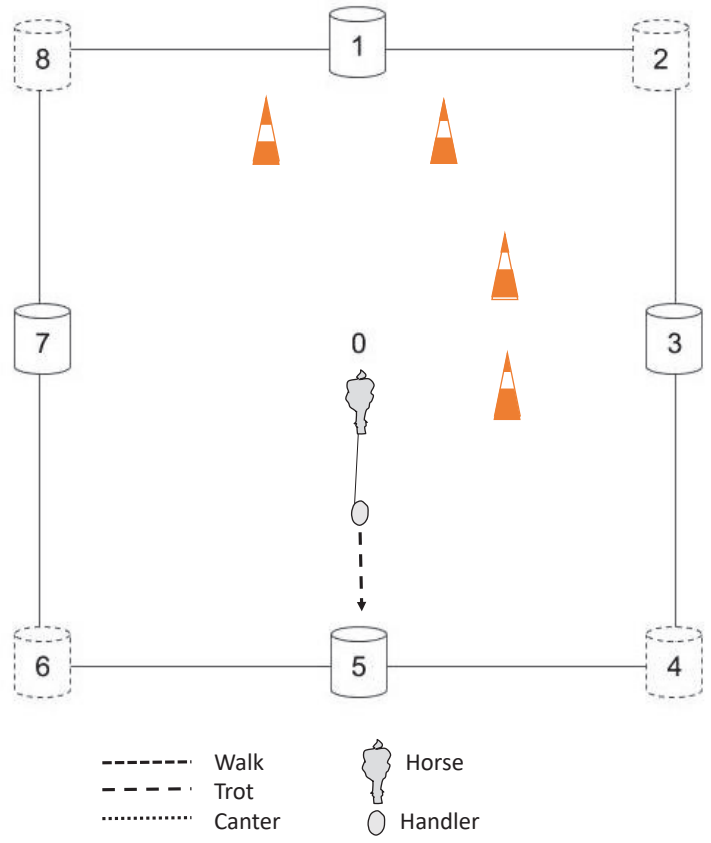


Test Diagram for
Natural-e Test 21
Intermediate

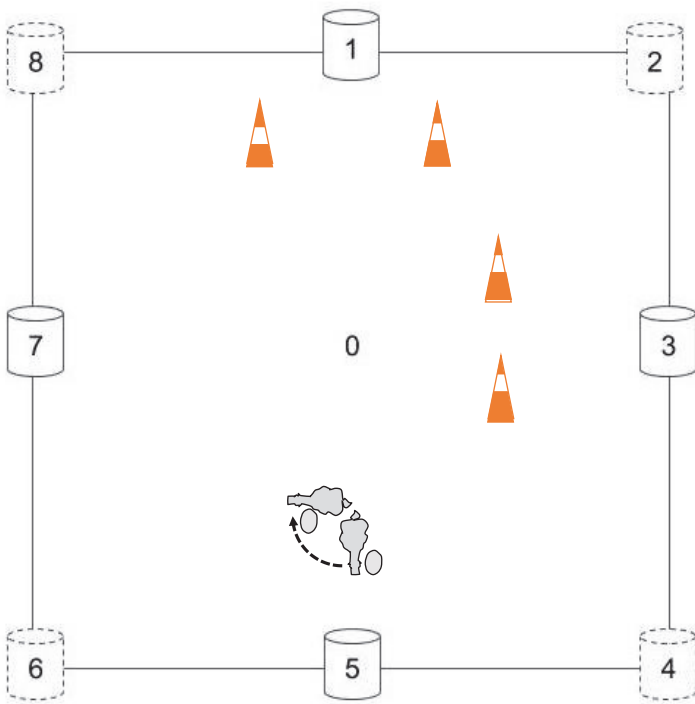
All rights reserved. Copyright © 2017 Nell Candelaria





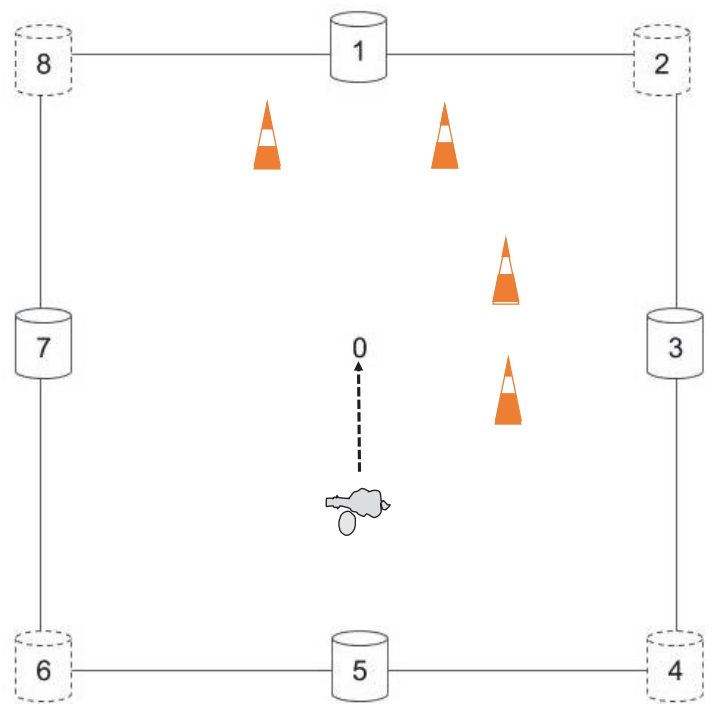
**i - 1 Enter at trot with horse behind.
Halt at 0.**





**ii - 0 to 5 Trot with horse behind. Halt
at 5.**



- - - - - Walk
 - - - - - Trot
 Canter
 Horse
 Handler

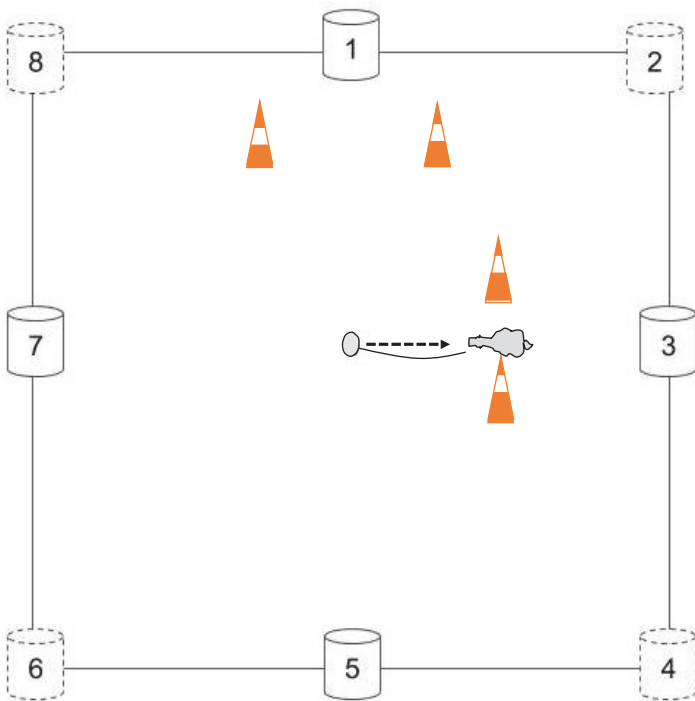




- - - - - Walk
 - - - - - Trot
 Canter
 Horse
 Handler

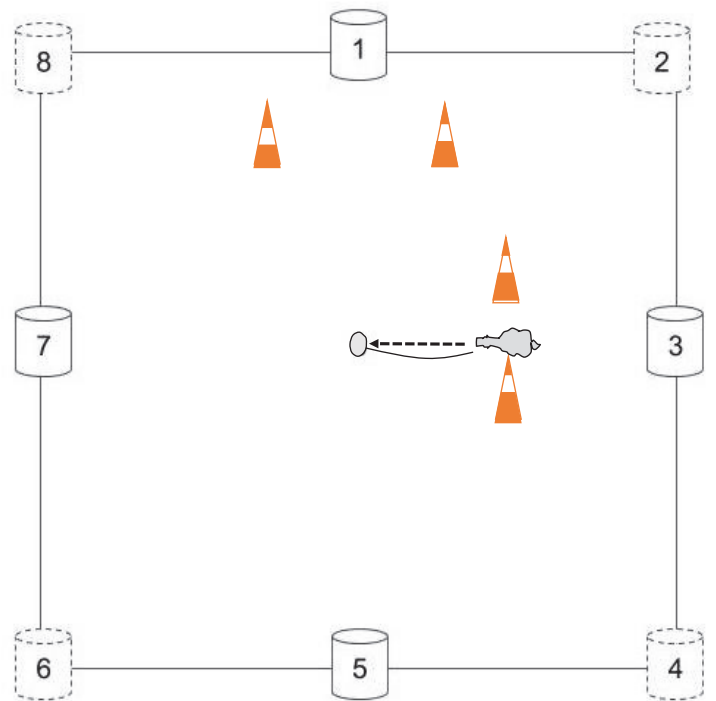
iii - 5 Walk to horse and move forequarters quarter of a turn clockwise using touch.





iv – Between 5 and 0 Move horse sideways using touch 10 steps (count hind feet).



- - - - - Walk
 - - - - - Trot
 Canter
 Horse
 Handler



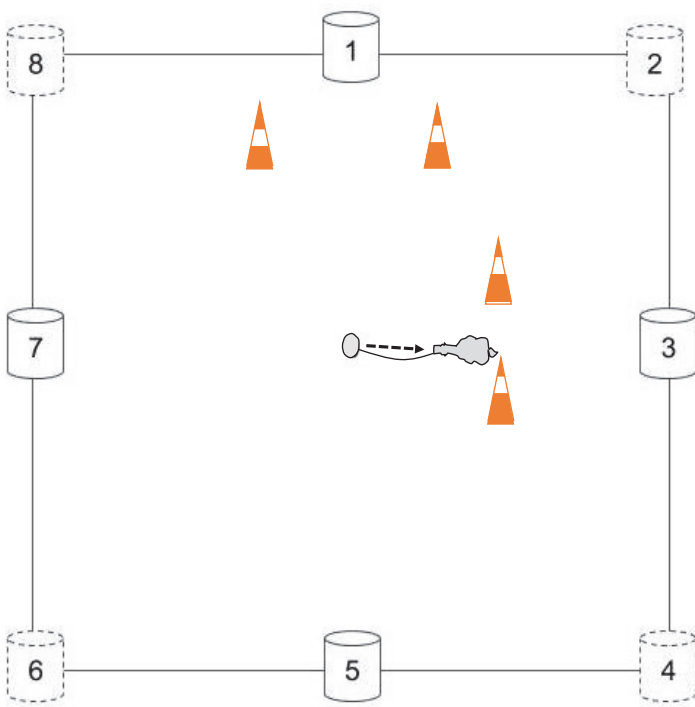
- - - - - Walk
 - - - - - Trot
 Canter
 Horse
 Handler

v – 0 to 3 Stand at 0 and back horse towards 3 between two markers. Horse's shoulder's level with markers.



vi – 0 After 5 seconds of immobility, bring horse back.

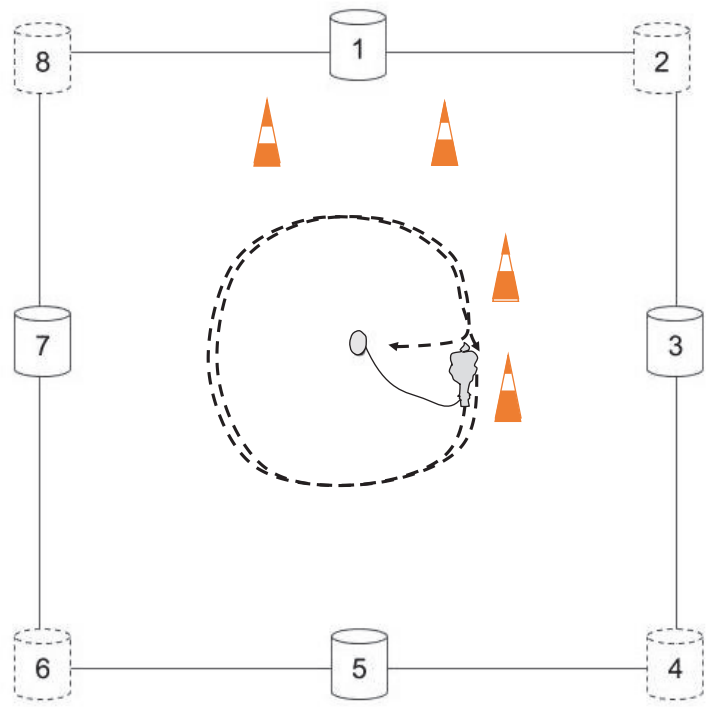




----- Walk
 - - - - Trot
 Canter

Horse
 Handler

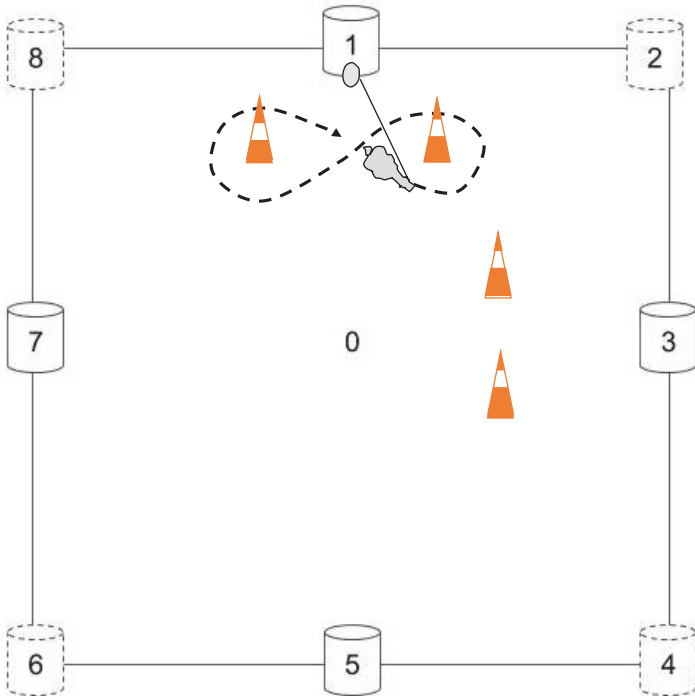
vii – 0 Back horse 5 steps towards 3.



----- Walk
 - - - - Trot
 Canter

Horse
 Handler

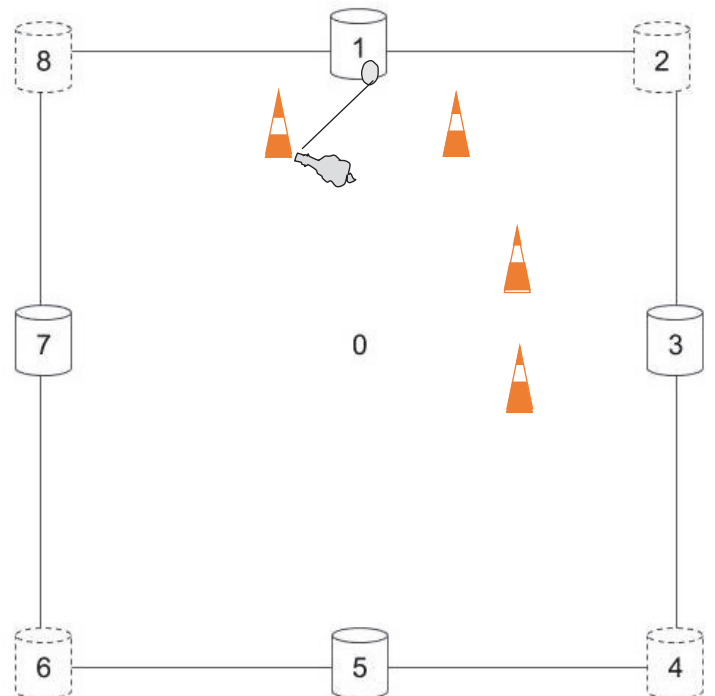
viii – 0 Ask horse to circle handler for 2 laps at trot clockwise. Handler to stand at 0. Bring horse back.



----- Walk
 - - - - Trot
 Canter

Horse
 Handler

ix – 1 Trot one revolution of figure of eight finishing between the two markers. Handler to stay in line with 1 and facing 5.

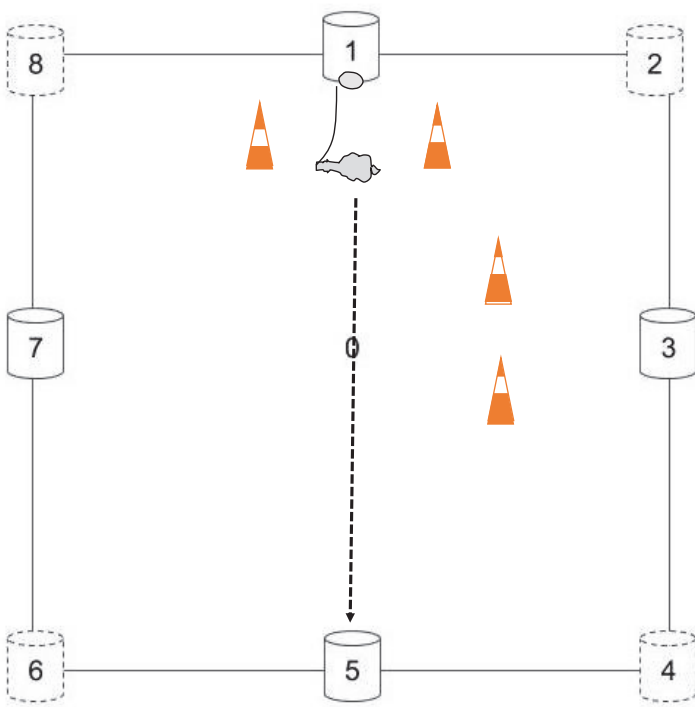




----- Walk
 - - - - Trot
 Canter

Horse
 Handler

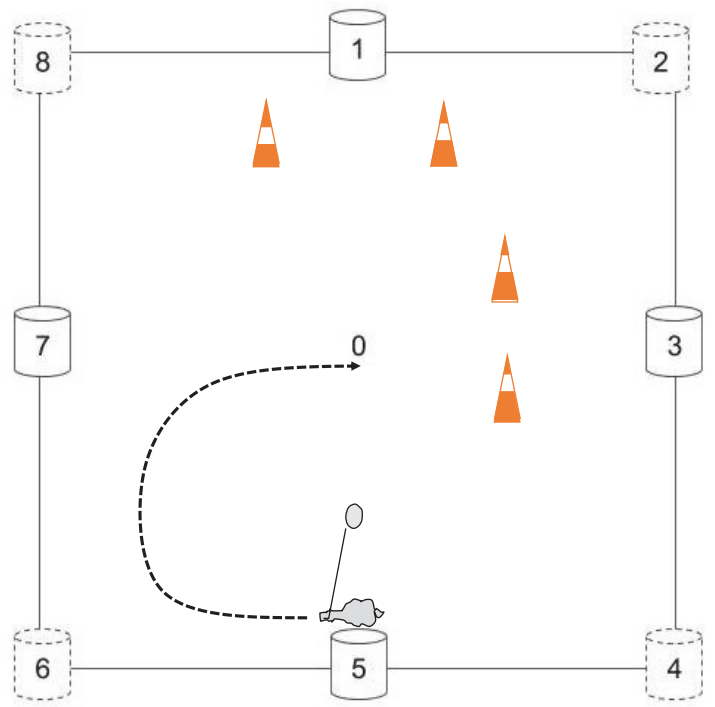
x – 1 Horse to touch left marker with forefoot. Handler to stand at 1.







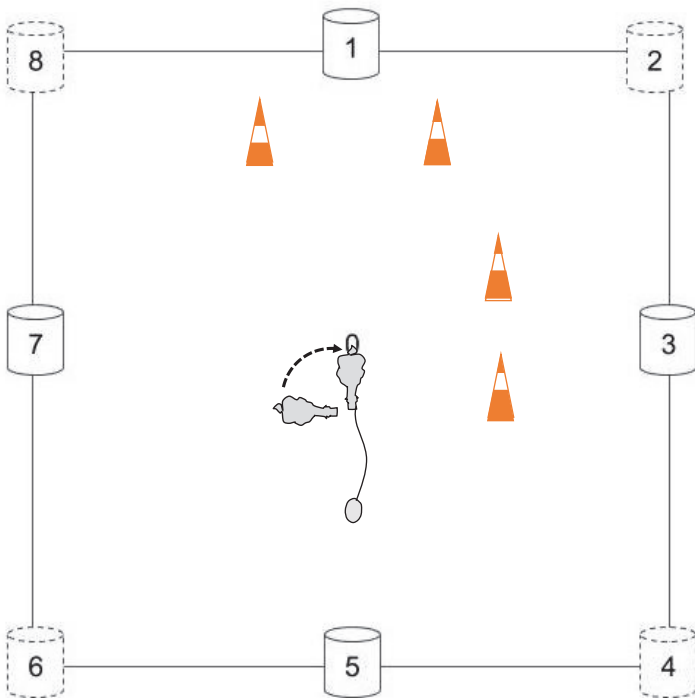
- - - - - Walk
 - - - - - Trot
 Canter
 Horse
 Handler



xi – 1 to 5 Horse to go sideways along centre line with horse’s right eye closest to handler.



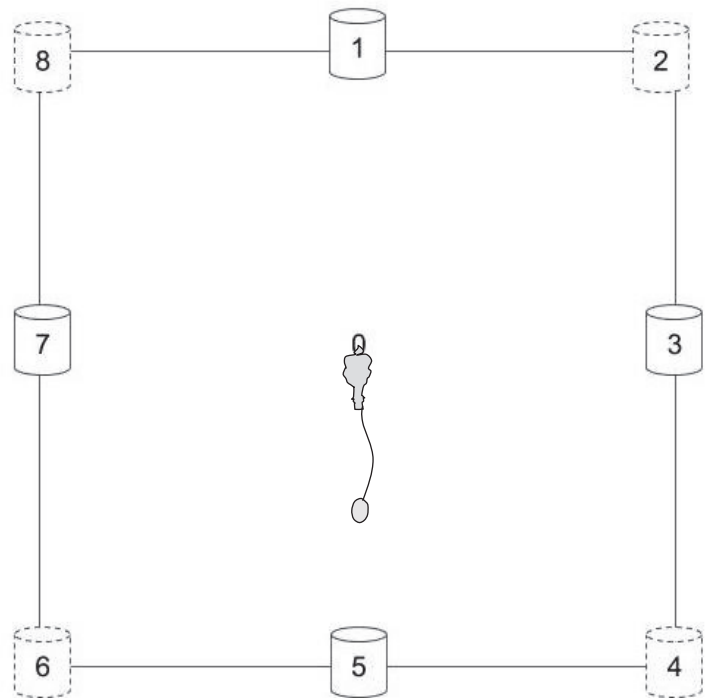
- - - - - Walk
 - - - - - Trot
 Canter
 Horse
 Handler



xii – 5 to 0 Send horse from 5 on a half circle to 0 in walk.



- - - - - Walk
 - - - - - Trot
 Canter
 Horse
 Handler

xiii – 0 Disengage the hindquarters on the centre line.



- - - - - Walk
 - - - - - Trot
 Canter
 Horse
 Handler

xiv – 0 Halt. Immobility 4 seconds.