

To be  
performed  
loose

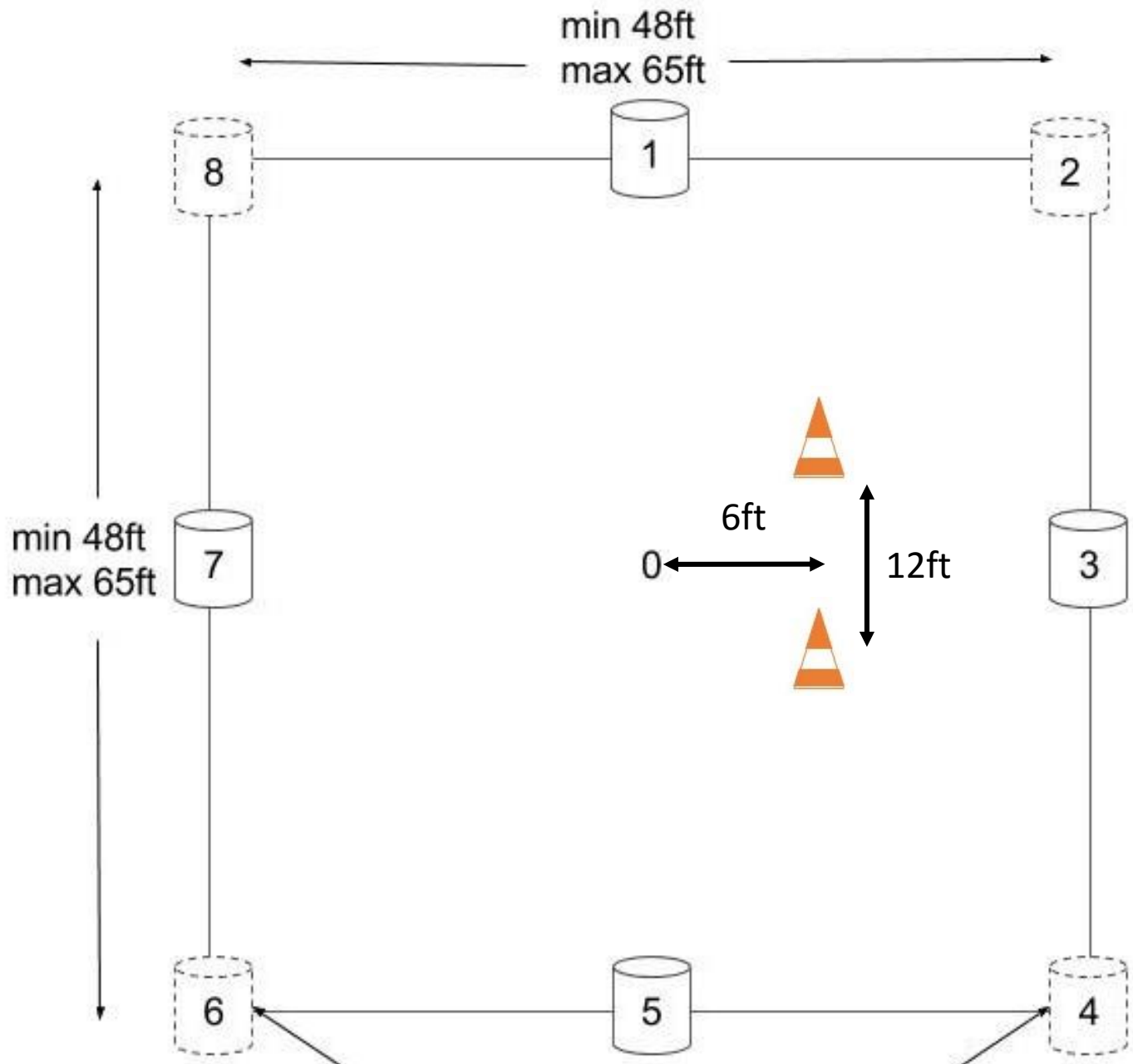


No  
Minimum  
Time Limit.  
Max Time **6**  
**Minutes**

## Natural-e Test 141 - Advanced Connection

Move	Marker	Instruction	Available Marks	Assessed Qualities	Suggested Max Time for Move (Secs)
i	1	Enter at trot with horse on handler's right. Halt at 0.	10	<i>Relaxation. Accuracy. Obedience.</i>	20
ii	0	Lower head using touch on poll for count of 10 seconds.	10	<i>Lightness. Response.</i>	15
iii	0	Back horse away from handler.	10	<i>Precision. Rhythm. Relaxation</i>	25
iv	0	Horse to circle handler for one lap anticlockwise in trot and then change direction.	10	<i>Rhythm. Relaxation</i>	50
v	0	Horse to circle handler for one lap clockwise in trot and bring horse back.	10	<i>Rhythm. Relaxation</i>	50
vi	0	Back horse using touch on chest for 9 steps towards 5.	10	<i>Lightness. Response.</i>	20
vii	5	Rub horse's hindlegs for 5 seconds.	10	<i>Expression. Confidence.</i>	25
viii	5 to 3	Horse to go sideways to the right for 9 steps towards 3. Handler to keep feet still during sideways.	10	<i>Rhythm. Relaxation. Suppleness.</i>	35
ix	3 to 0	Trot a half circle to 0 with horse on left side of handler.	10	<i>Rhythm. Relaxation. Confidence.</i>	25
x	0	Halt at 0 and move the hindquarters quarter turn clockwise using touch.	10	<i>Lightness. Obedience.</i>	10
xi	0	Back horse 9 steps between markers towards 3. Handler to keep feet still.	10	<i>Rhythm. Relaxation. Lightness.</i>	30
xii	0	Draw horse back to handler at trot.	10	<i>Confidence. Obedience.</i>	20
xiii	0	Move the hindquarters quarter turn anticlockwise using touch.	10	<i>Lightness. Obedience.</i>	10
xiv	0	Halt. Immobility for 4 seconds.	10	<i>Accuracy. Obedience.</i>	10
xv		Mental connection of horse.	10 x 2	<i>Expression. Lightness.</i>	
xvi		Emotional connection of horse.	10 x 2	<i>Rapport. Confidence. Relaxation.</i>	
xvii		Physical connection of horse.	10 x 2	<i>Suppleness. Rhythm. Obedience.</i>	
xviii		Effectiveness of Handler	10 x 2	<i>Technique. Feel. Accuracy.</i>	
Total Marks			220		

All rights reserved. Copyright © 2016 Nell Candelaria

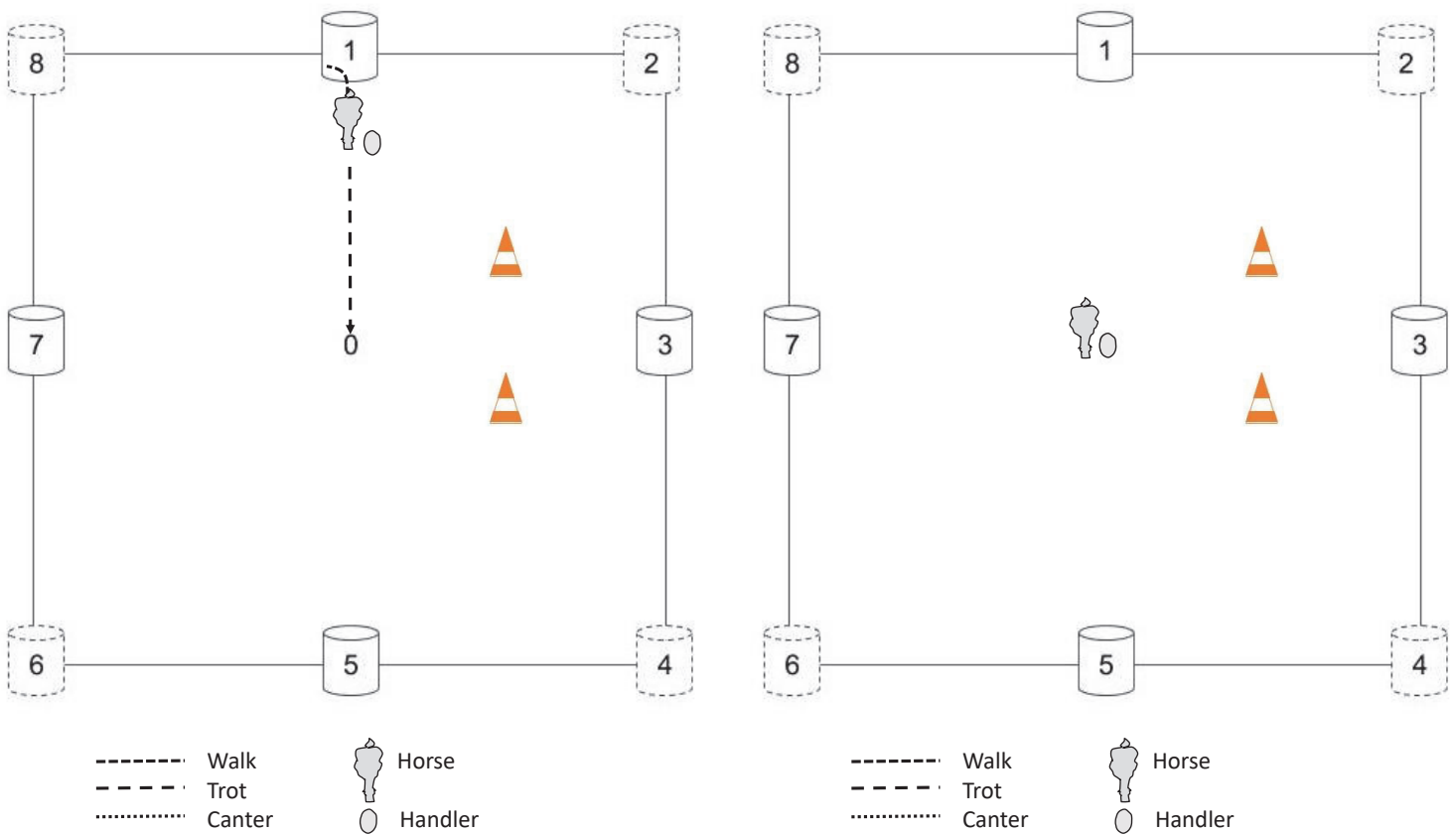


Camera



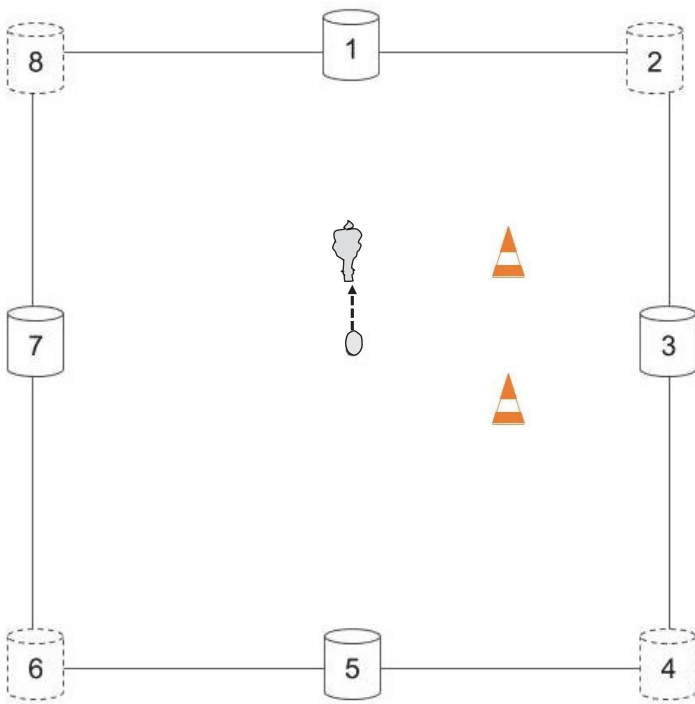
Test Diagram for  
Natural-e Test 141  
Advanced Connection



All rights reserved. Copyright © 2016 Nell Candelaria



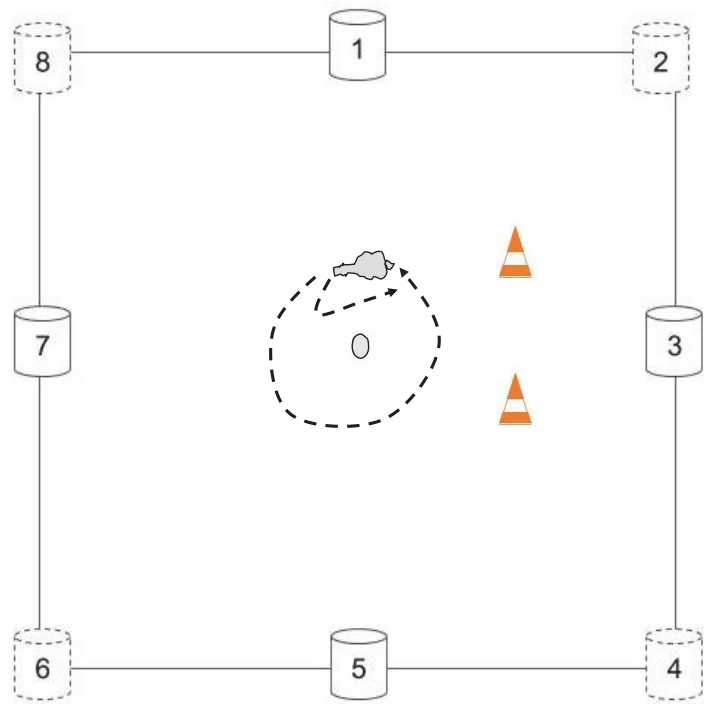
**i - 1 Enter at trot with horse on handler's right. Halt at 0.**



**ii – 0 Lower head using touch on poll for count of 10 seconds.**



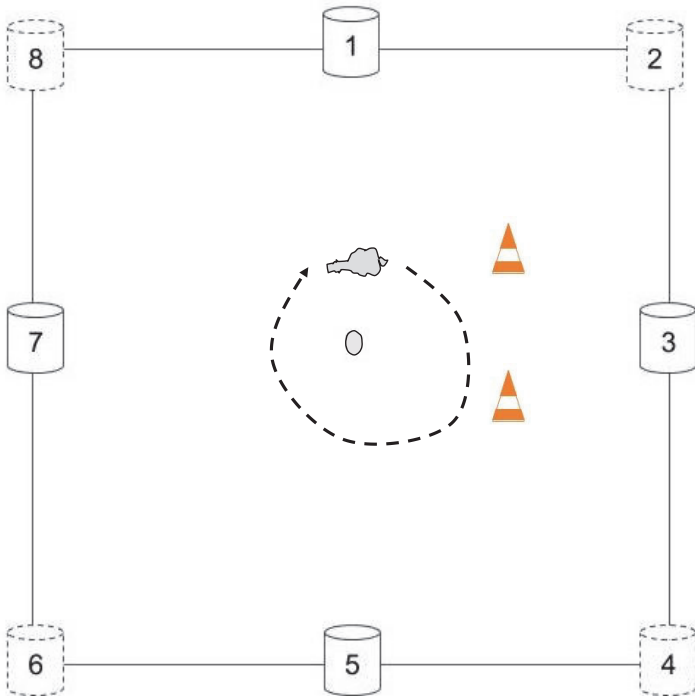
- - - - - Walk  
 - - - - - Trot  
 . . . . . Canter  
 Horse  
 Handler



**iii – 0 Back horse away from handler.**



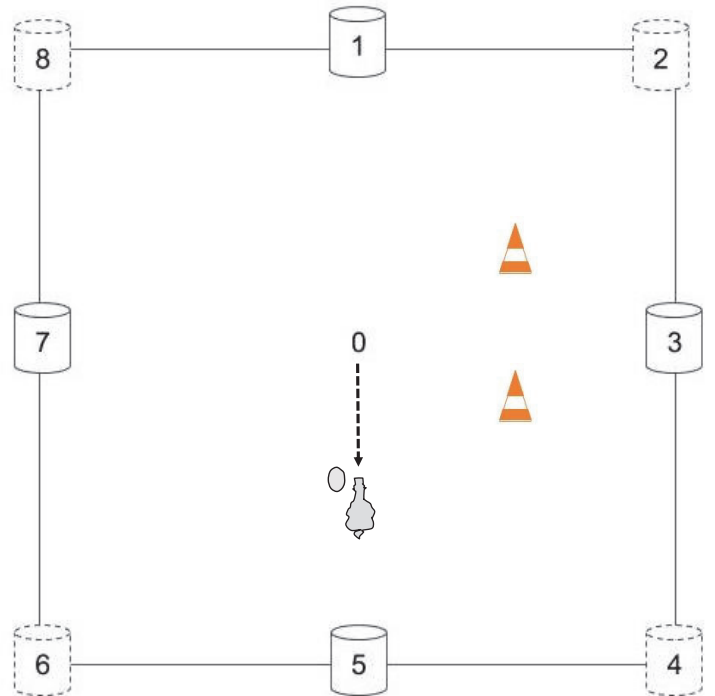
- - - - - Walk  
 - - - - - Trot  
 . . . . . Canter  
 Horse  
 Handler



**iv – 0 Horse to circle handler for one lap anticlockwise in trot and then change direction.**



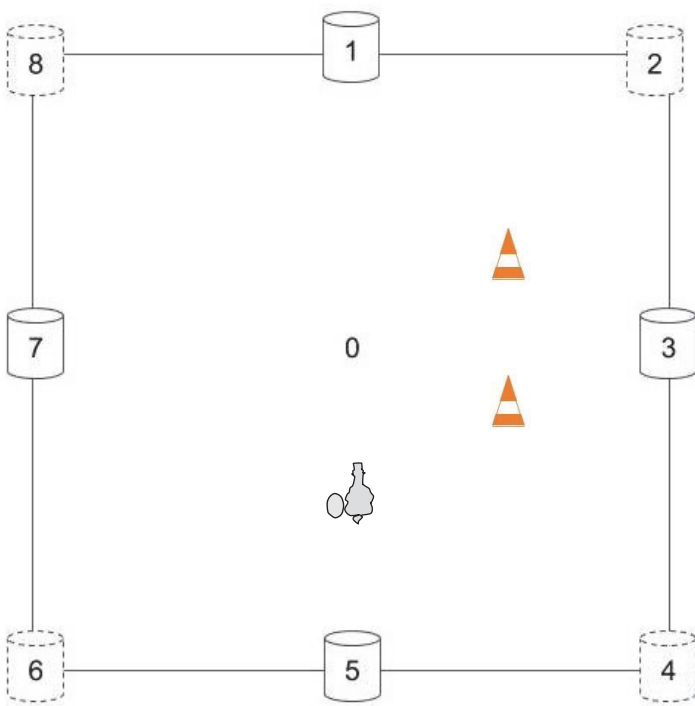
- - - - - Walk  
 - - - - - Trot  
 . . . . . Canter  
 Horse  
 Handler



**v – 0 Horse to circle handler for one lap clockwise in trot and bring horse back.**



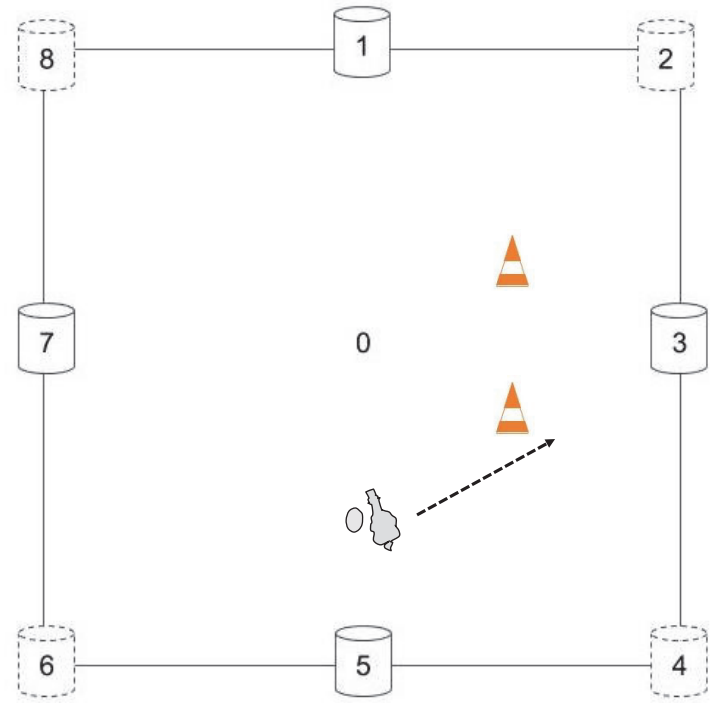
- - - - - Walk  
 - - - - - Trot  
 . . . . . Canter  
 Horse  
 Handler



**vi - 0 Back horse using touch on chest for 9 steps towards 5.**



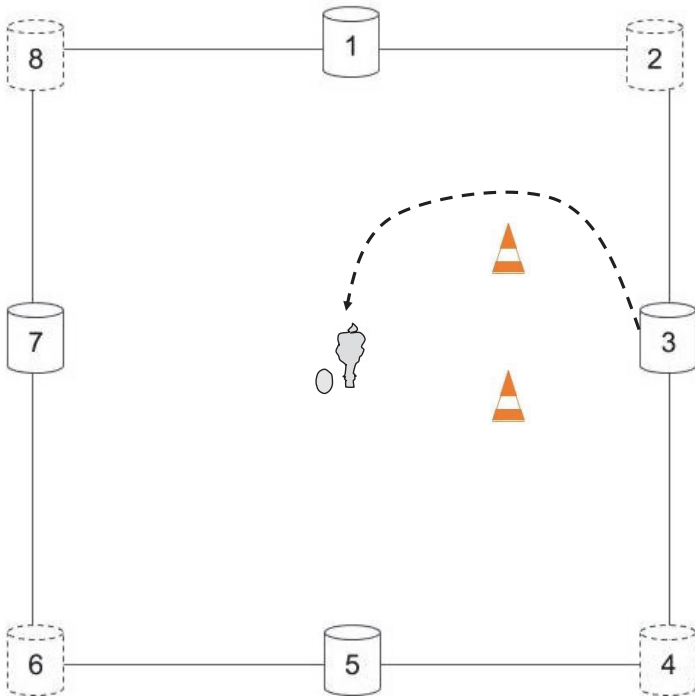
- - - - - Walk  
 - - - - - Trot  
 ..... Canter  
 Horse  
 Handler



**vii – 0 Rub horse's hindlegs for 5 seconds.**



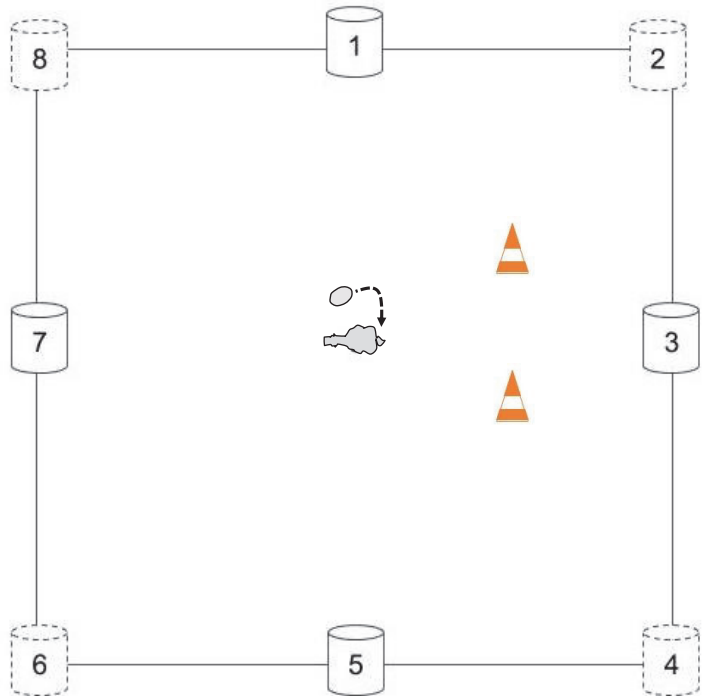
- - - - - Walk  
 - - - - - Trot  
 ..... Canter  
 Horse  
 Handler



**viii – 5 to 3 Horse to go sideways to the right for 9 steps towards 3. Handler to keep feet still during sideways.**



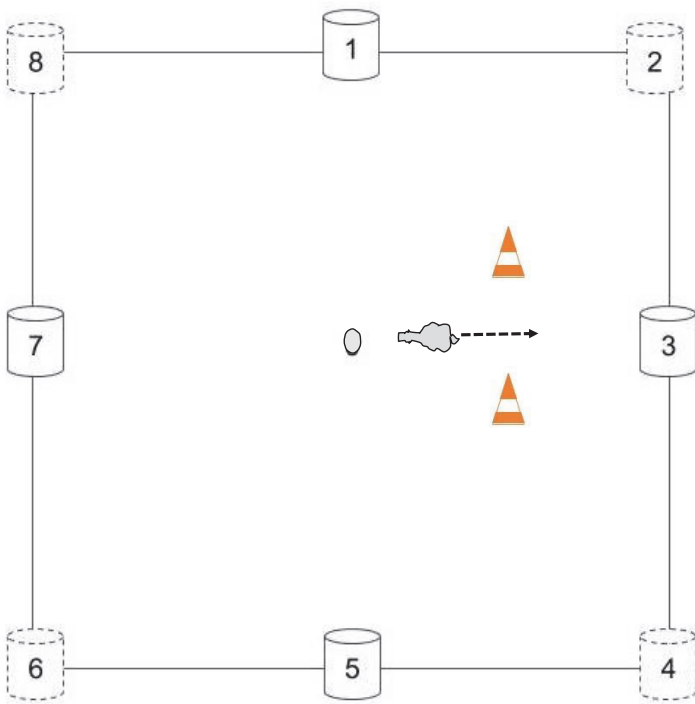
- - - - - Walk  
 - - - - - Trot  
 ..... Canter  
 Horse  
 Handler



**ix – 1 Trot a half circle to 0 with horse on left side of handler.**



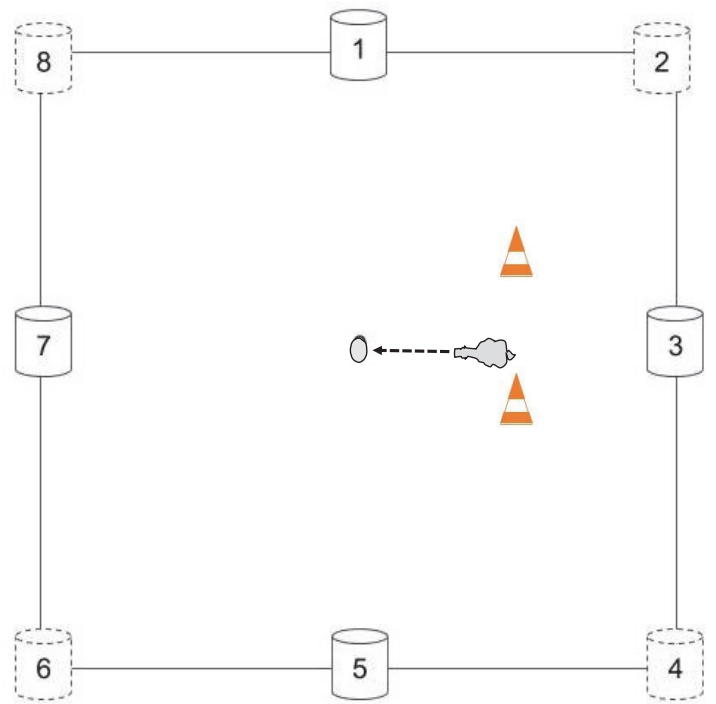
- - - - - Walk  
 - - - - - Trot  
 ..... Canter  
 Horse  
 Handler



**x – 0 Halt at 0 and move the hindquarters quarter turn clockwise using touch.**



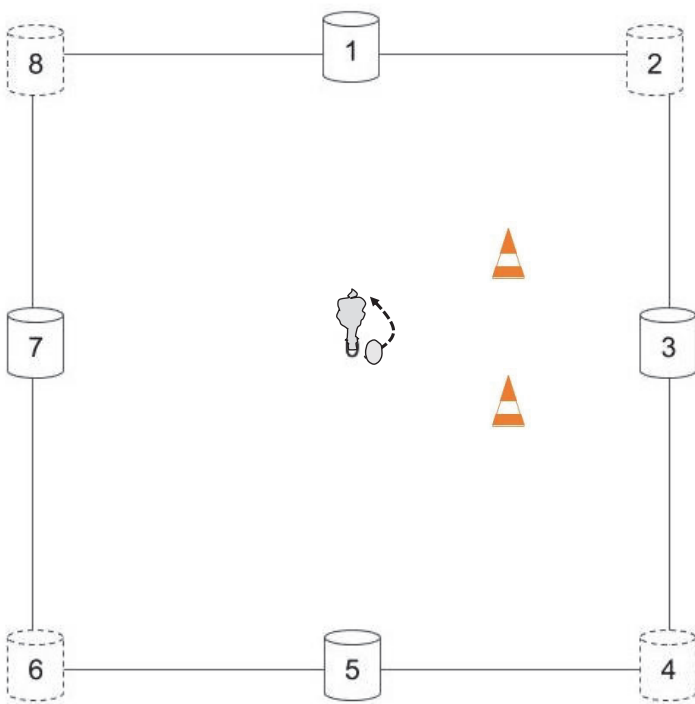
- - - - - Walk  
 - - - - - Trot  
 ..... Canter  
 Horse  
 Handler



**xi – 0 to 3 Back horse 9 steps between markers towards 3. Handler to keep feet still.**



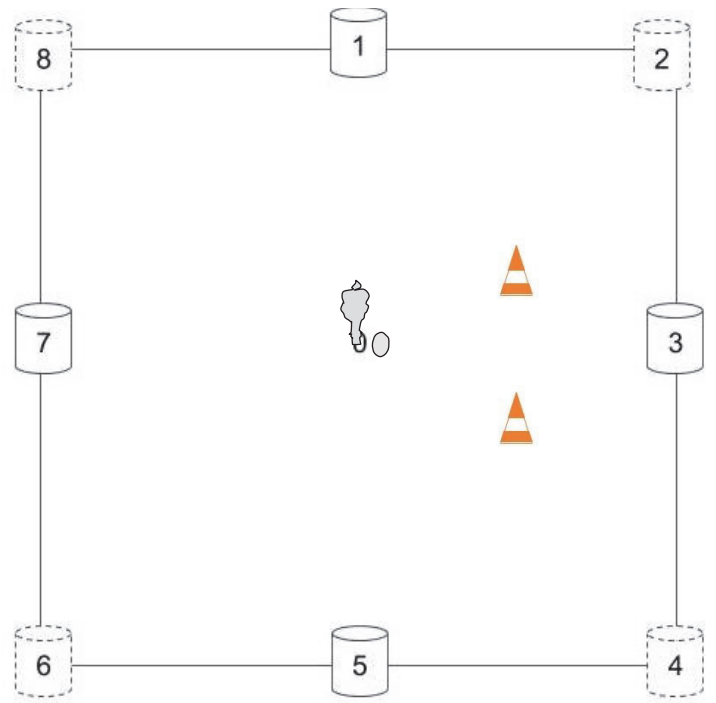
- - - - - Walk  
 - - - - - Trot  
 ..... Canter  
 Horse  
 Handler



**xii – 0 Draw horse back to handler at trot.**



- - - - - Walk  
 - - - - - Trot  
 ..... Canter  
 Horse  
 Handler

**xiii – 0 Move the hindquarters quarter turn anticlockwise using touch.**



- - - - - Walk  
 - - - - - Trot  
 ..... Canter  
 Horse  
 Handler

**xv – 0 Halt. Immobility for 4 seconds.**