

To be
performed
loose

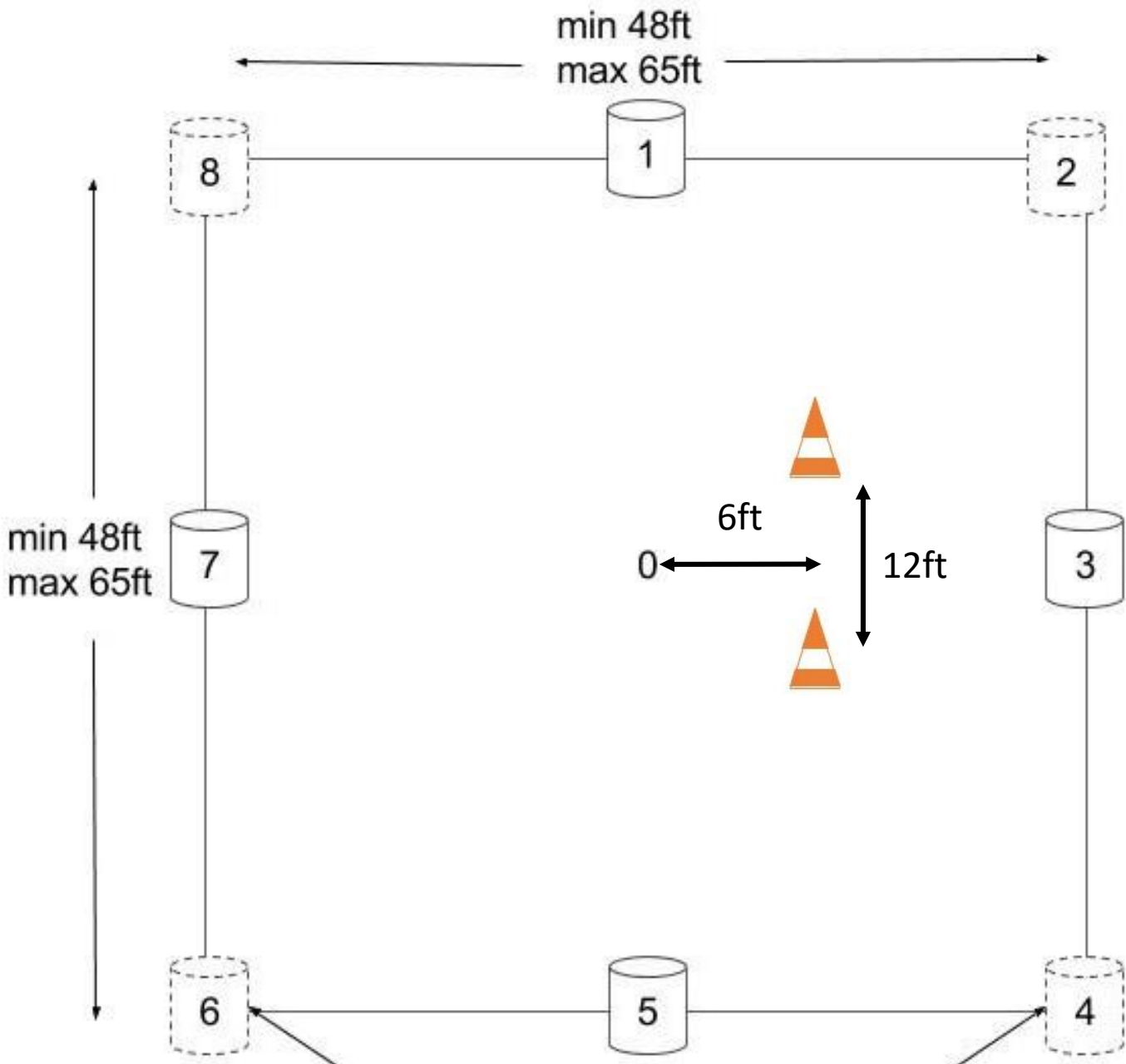


No
Minimum
Time Limit.
Max Time **6**
Minutes

Natural-e Test 121 - Intermediate Connection

| Move | Marker | Instruction | Available Marks | Assessed Qualities | Suggested Max Time for Move (Secs) |
|-------------|--------|---|--------------------|---|---|
| i | 1 | Enter at walk with horse on handler's right. Halt at 0. | 10 | <i>Relaxation. Accuracy. Obedience.</i> | 20 |
| ii | 0 | Lower head using touch on poll for count of 8 seconds. | 10 | <i>Lightness. Response.</i> | 15 |
| iii | 0 | Back horse away from handler. | 10 | <i>Precision. Rhythm. Relaxation</i> | 25 |
| iv | 0 | Horse to circle handler for one lap anticlockwise in walk and bring horse back. | 10 | <i>Rhythm. Relaxation</i> | 50 |
| v | 0 | Back horse using touch on chest for 6 steps towards 5. | 10 | <i>Lightness. Response.</i> | 20 |
| vi | 5 | Rub horse's back for 5 seconds. | 10 | <i>Expression. Confidence.</i> | 25 |
| vii | 0 | Trot down centre line to 1. | 10 | <i>Precision. Rhythm.</i> | 20 |
| viii | 1 | Horse to go sideways along fence for 6 steps. Handler to keep feet still. | 10 | <i>Rhythm. Relaxation. Suppleness.</i> | 35 |
| ix | 1 to 0 | Walk to 0 with horse on left side of handler. | 10 | <i>Rhythm. Relaxation. Confidence.</i> | 25 |
| x | 0 | Halt at 0 and move the hindquarters quarter turn clockwise using touch. | 10 | <i>Lightness. Obedience.</i> | 10 |
| xi | 0 | Back horse 6 steps between markers towards 3. Handler to keep feet still. | 10 | <i>Rhythm. Relaxation. Lightness.</i> | 30 |
| xii | 0 | Draw horse back to handler. | 10 | <i>Confidence. Obedience.</i> | 20 |
| xiii | 0 | Move the hindquarters quarter turn anticlockwise using touch. | 10 | <i>Lightness. Obedience.</i> | 10 |
| xiv | 0 | Halt. Immobility for 4 seconds. | 10 | <i>Accuracy. Obedience.</i> | 10 |
| xv | | Mental connection of horse. | 10 x 2 | <i>Expression. Lightness.</i> | |
| xvi | | Emotional connection of horse. | 10 x 2 | <i>Rapport. Confidence. Relaxation.</i> | |
| xvii | | Physical connection of horse. | 10 x 2 | <i>Suppleness. Rhythm. Obedience.</i> | |
| xviii | | Effectiveness of Handler | 10 x 2 | <i>Technique. Feel. Accuracy.</i> | |
| Total Marks | | | 220 | | |

All rights reserved. Copyright © 2016 Nell Candelaria

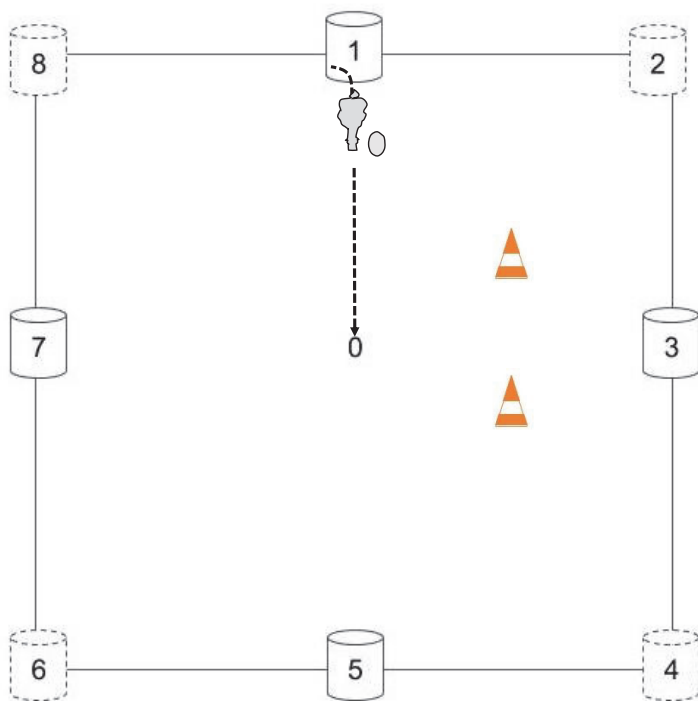




Camera



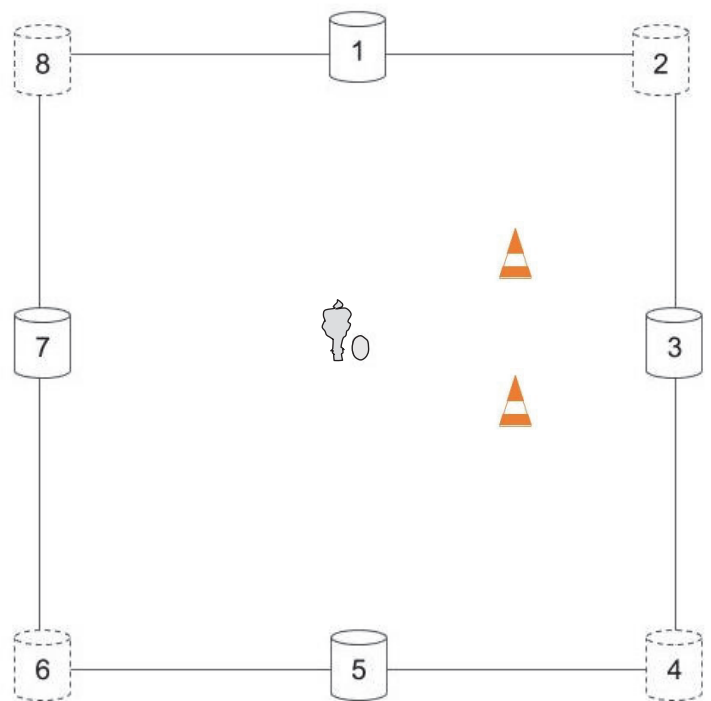
Test Diagram for
Natural-e Test 121
Intermediate Connection



All rights reserved. Copyright © 2016 Nell Candelaria



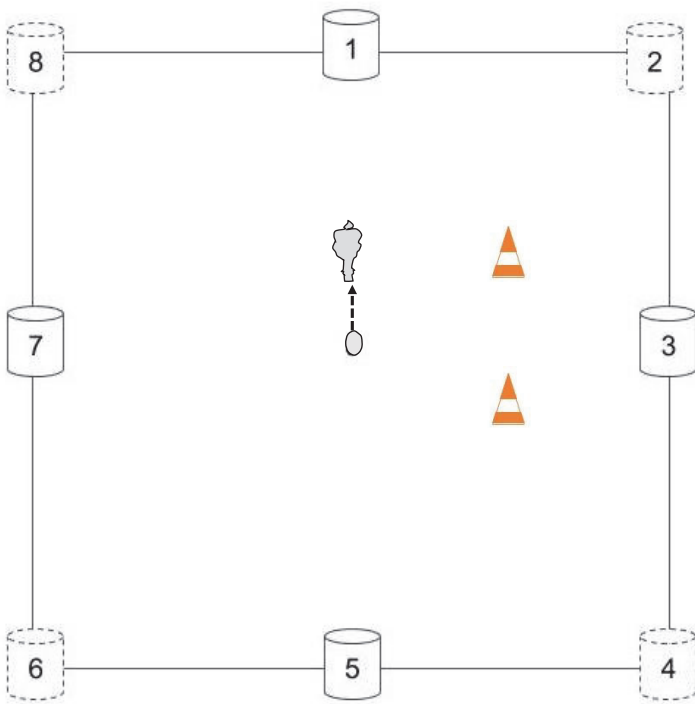
- - - - - Walk
 - - - - - Trot
 ······· Canter
 Horse
 Handler



i - 1 Enter at walk with horse on handler's right. Halt at 0.



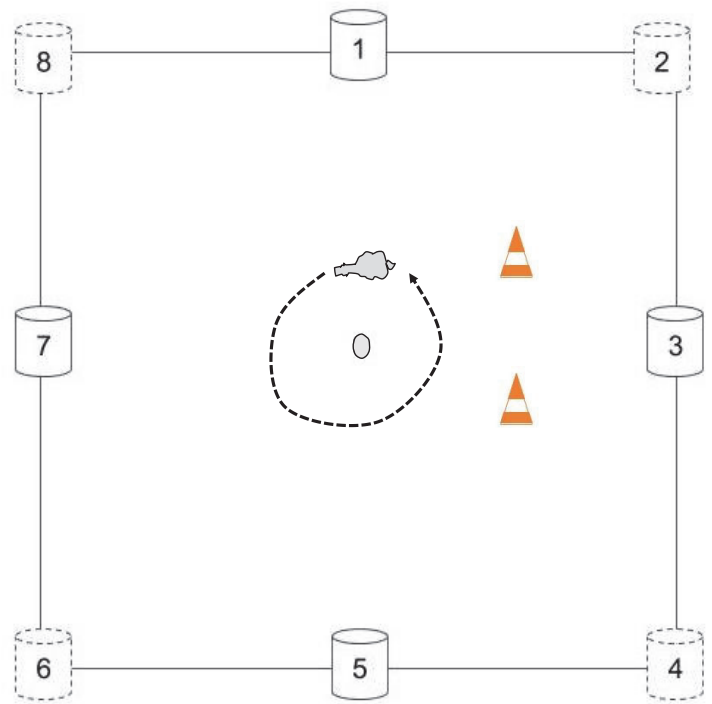
- - - - - Walk
 - - - - - Trot
 ······· Canter
 Horse
 Handler



ii – 0 Lower head using touch on poll for count of 8 seconds.



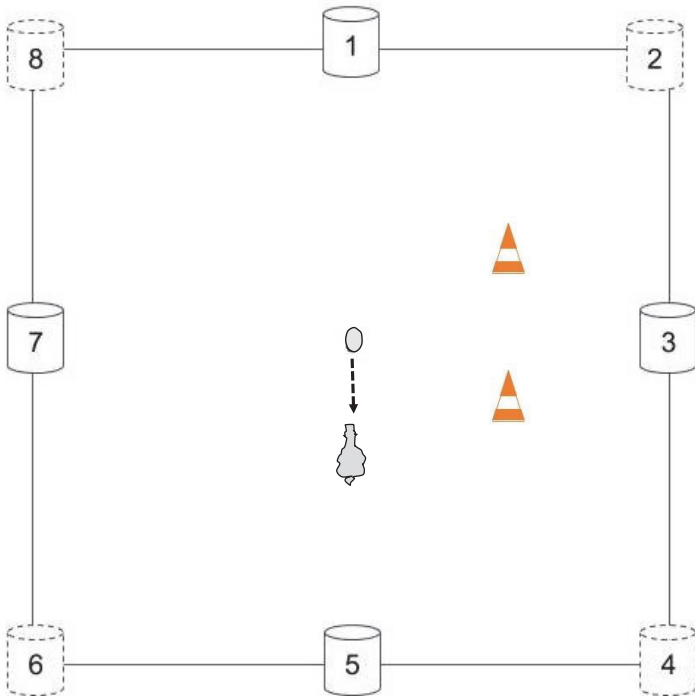
- - - - - Walk
 - - - - - Trot
 ······· Canter
 Horse
 Handler



iii – 0 Back horse away from handler.



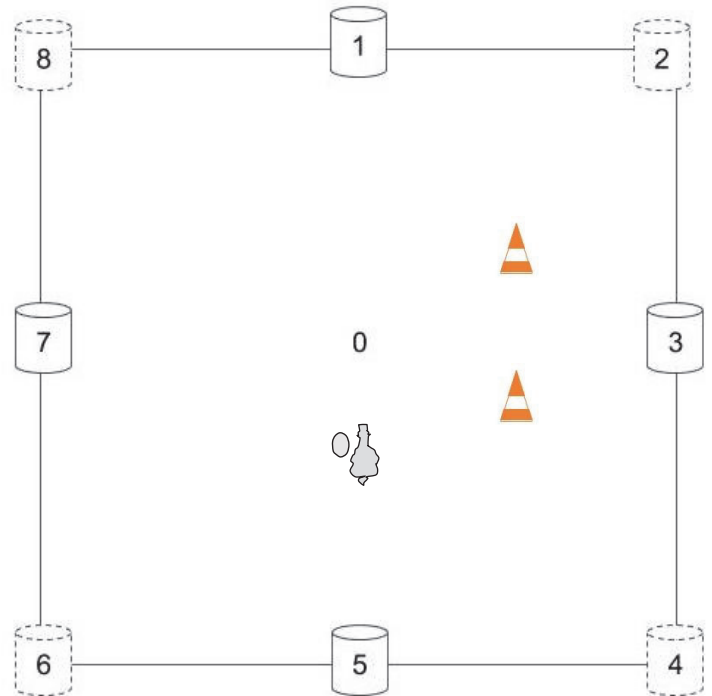
- - - - - Walk
 - - - - - Trot
 ······· Canter
 Horse
 Handler



iv – 0 Horse to circle handler for one lap anticlockwise in walk and bring horse back.



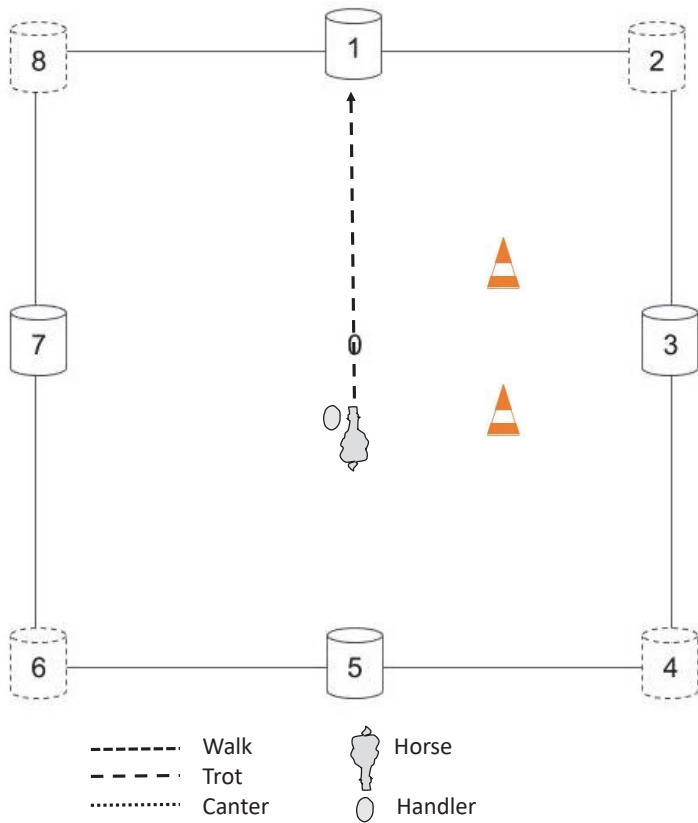
- - - - - Walk
 - - - - - Trot
 ······· Canter
 Horse
 Handler

v - 0 Back horse using touch on chest for 6 steps towards 5.

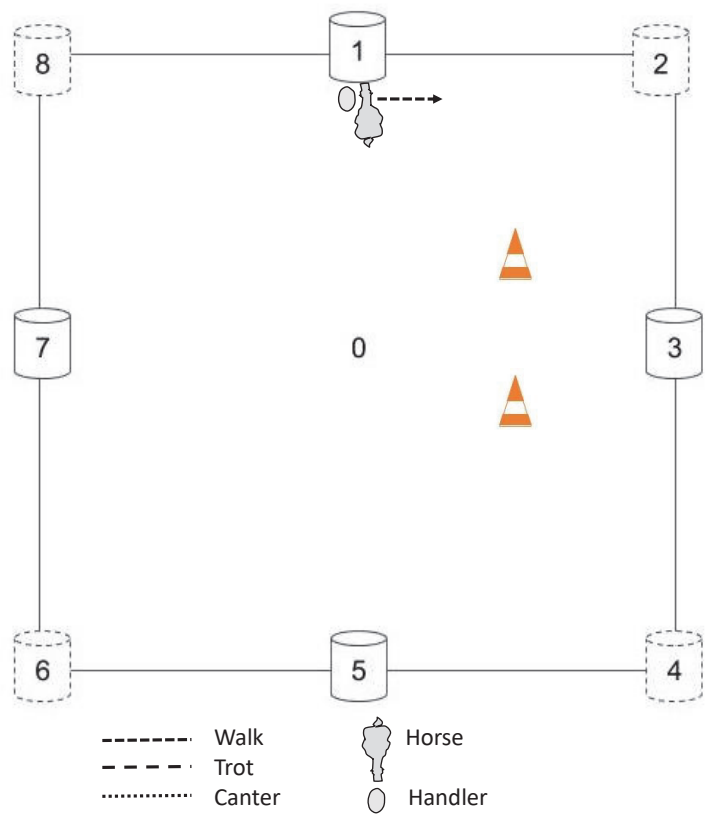


- - - - - Walk
 - - - - - Trot
 ······· Canter
 Horse
 Handler

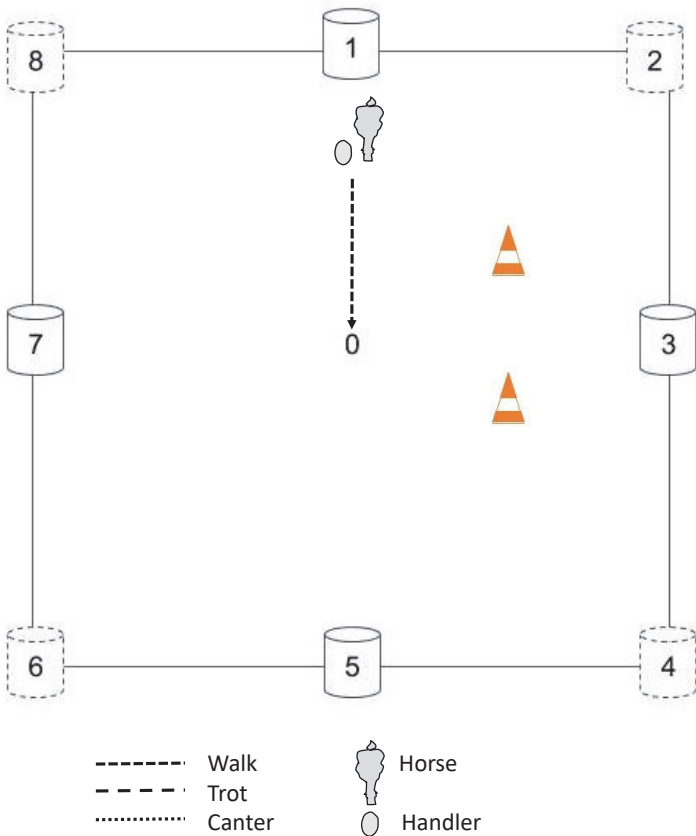
vi – 0 Rub horse's back for 5 seconds.



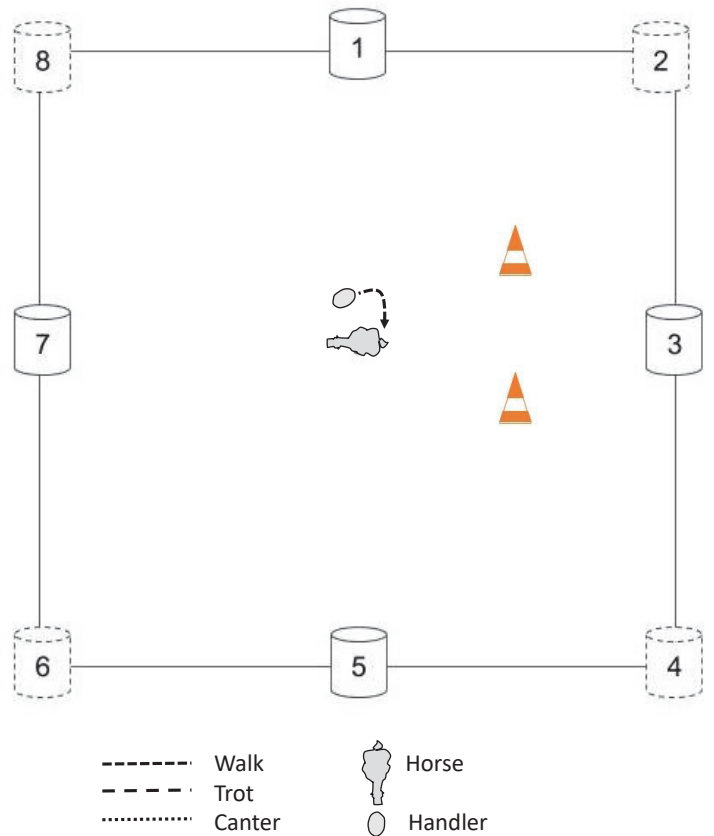
vii – 0 Trot down centre line to 1.



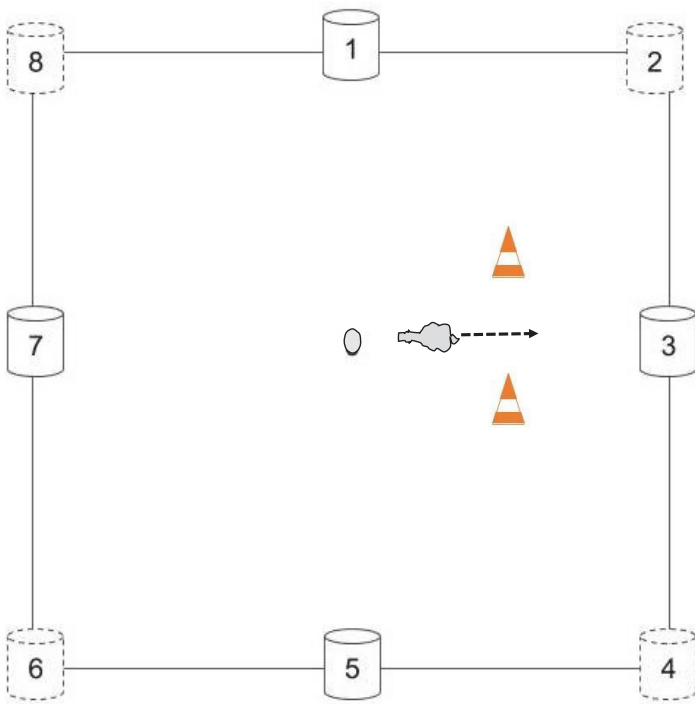
viii – 1 Horse to go sideways along fence for 6 steps. Handler to keep feet still.





ix – 1 Walk to 0 with horse on left side of handler.

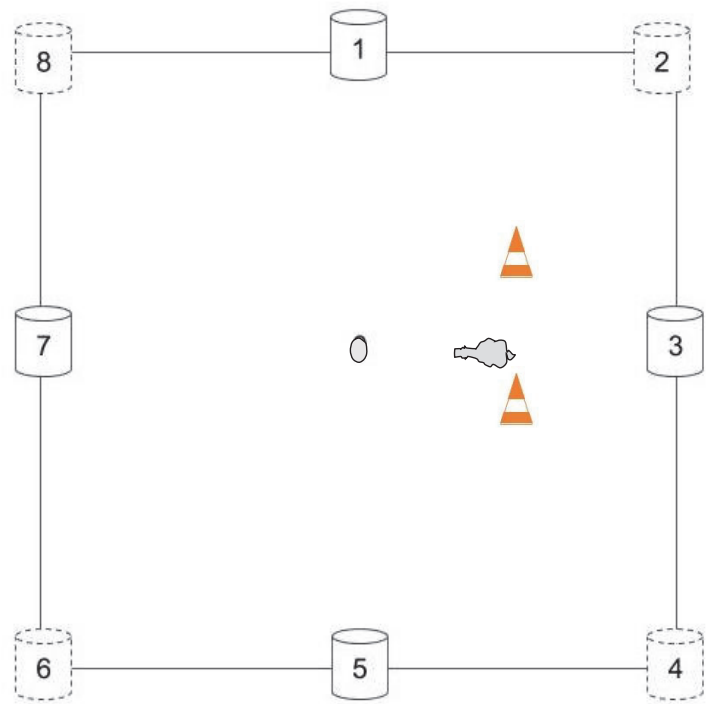




x – 0 Halt at 0 and move the hindquarters quarter turn clockwise using touch.



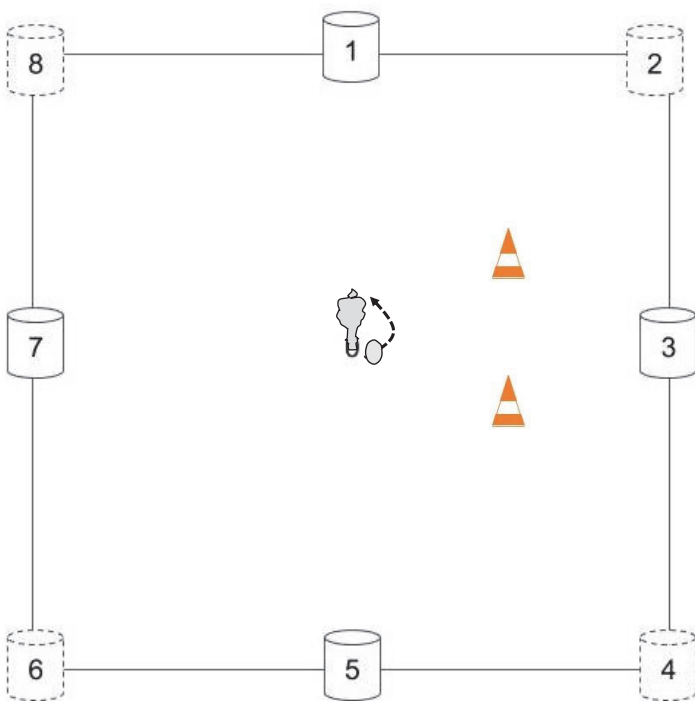
- - - - - Walk
 - - - - - Trot
 Canter
 Horse
 Handler



xi – 0 to 3 Back horse 6 steps between markers towards 3. Handler to keep feet still.



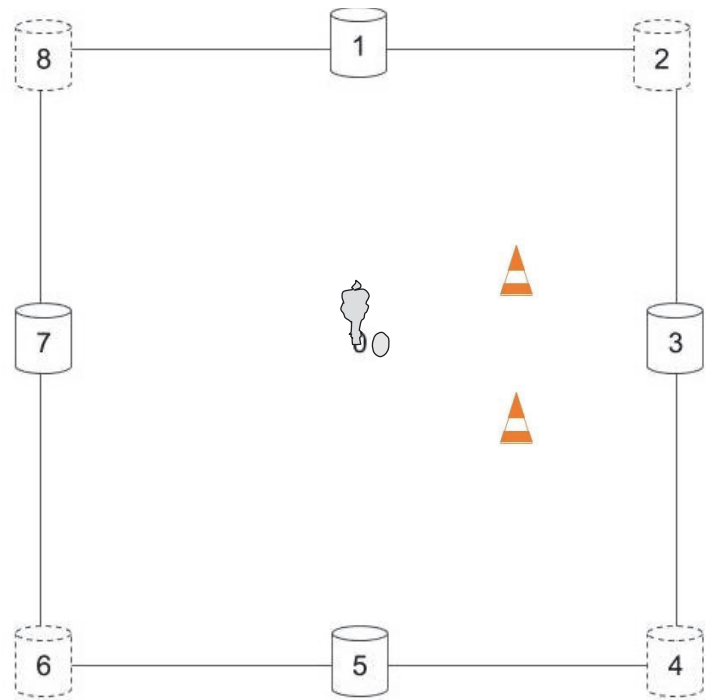
- - - - - Walk
 - - - - - Trot
 Canter
 Horse
 Handler



xii – 0 Draw horse back to handler.



- - - - - Walk
 - - - - - Trot
 Canter
 Horse
 Handler

xiii – 0 Move the hindquarters quarter turn anticlockwise using touch.



- - - - - Walk
 - - - - - Trot
 Canter
 Horse
 Handler

xv – 0 Halt. Immobility for 4 seconds.