

To be performed on a line between 10ft and 15ft in length

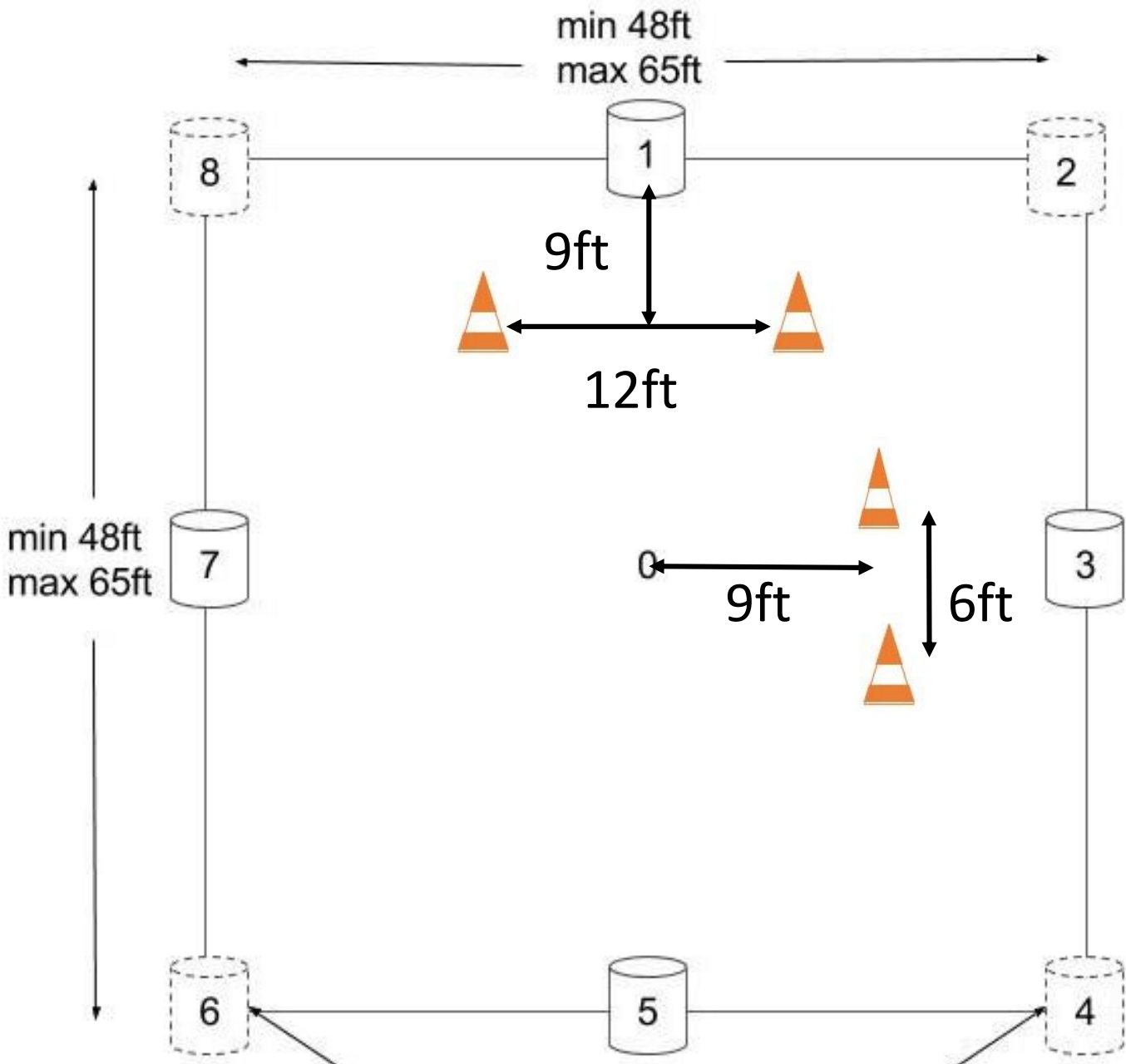


No Minimum Time Limit. Max Time **6 Minutes**

Natural-e Test 1 - Basic Groundskills

Move	Marker	Instruction	Available Marks	Assessed Qualities	Suggested Max Time for Move (Secs)
i	1	Enter at walk with horse behind. Halt at 0.	10	<i>Relaxation. Accuracy. Obedience.</i>	15
ii	0 to 5	Walk with horse behind. Halt at 5.	10	<i>Relaxation. Accuracy.</i>	15
iii	5	Walk to horse and move the forequarters quarter of a turn clockwise using touch.	10	<i>Lightness. Response.</i>	15
iv	Between 5 & 0	Move horse sideways using touch 5 steps (count hind feet)	10	<i>Precision. Rhythm. Lightness.</i>	30
v	0 to 3	Stand at 0 and back horse towards 3 between two markers. Horse's shoulders level with markers.	10	<i>Expression. Lightness. Obedience. Accuracy.</i>	50
vi	0	After 5 seconds of immobility, bring horse back.	10	<i>Expression. Confidence. Lightness.</i>	15
vii	0	Back horse 5-steps towards 3.	10	<i>Precision. Rhythm. Lightness.</i>	20
viii	0	Ask horse to circle handler for 1 lap at walk clockwise. Handler to stand at 0. Bring horse back.	10	<i>Rhythm. Relaxation. Suppleness.</i>	50
ix	1	Walk one revolution of figure of eight finishing between the two markers. Handler to stay in line with 1 and facing 5.	10	<i>Rhythm. Relaxation. Accuracy.</i>	40
x	1	Horse to touch left marker with nose. Handler to stand at 1.	10	<i>Confidence. Obedience.</i>	35
xi	8 to 2	Horse to go sideways to 2.	10	<i>Rhythm. Relaxation. Lightness.</i>	40
xii	2 to 1	Lead horse on left to 1	10	<i>Confidence. Obedience.</i>	15
xiii	1 to 0	Turn left up centre line with horse on left.	10	<i>Relaxation. Accuracy.</i>	10
xiv	0	Halt. Immobility for 4 seconds.	10	<i>Accuracy. Obedience.</i>	10
xv		Mental connection of horse.	10 x 2	<i>Expression. Lightness.</i>	
xvi		Emotional connection of horse.	10 x 2	<i>Rapport. Confidence. Relaxation.</i>	
xvii		Physical connection of horse.	10 x 2	<i>Suppleness. Rhythm. Obedience.</i>	
xviii		Effectiveness of Handler	10 x 2	<i>Technique. Feel. Accuracy.</i>	
Total Marks			220		

All rights reserved. Copyright © 2016 Nell Candelaria

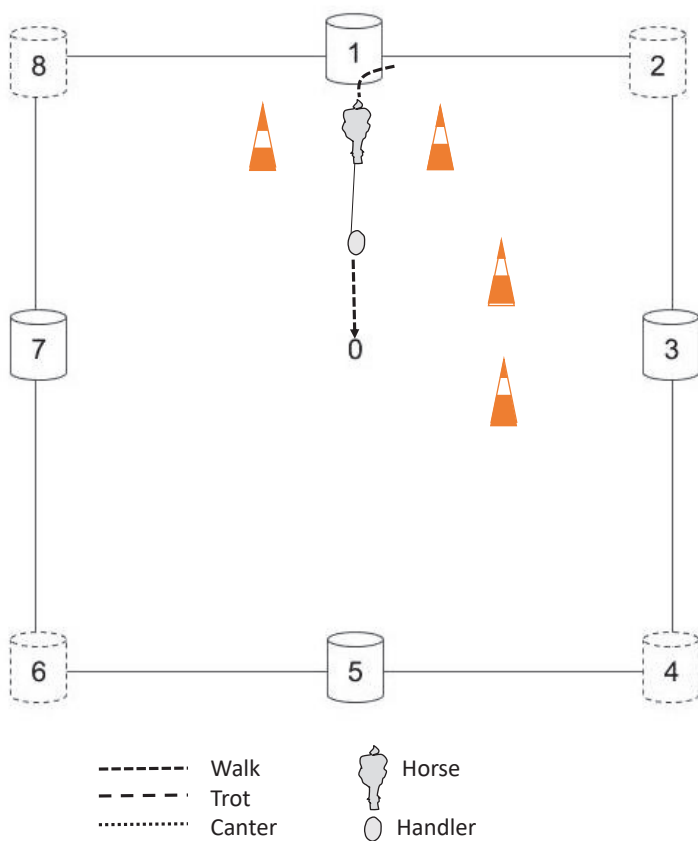


Camera

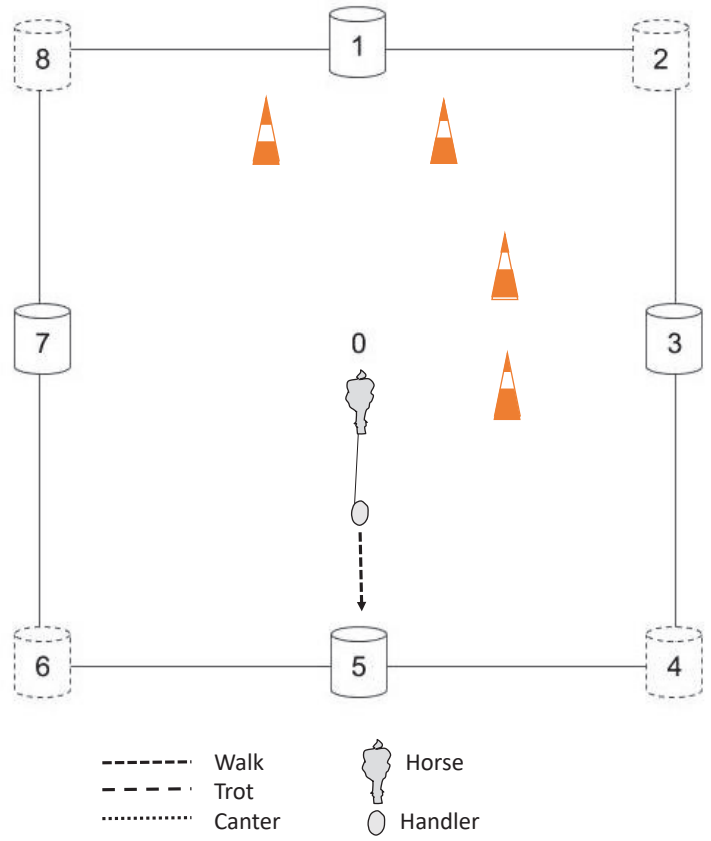


Test Diagram for
Natural-e Test 1
Basic Groundskills

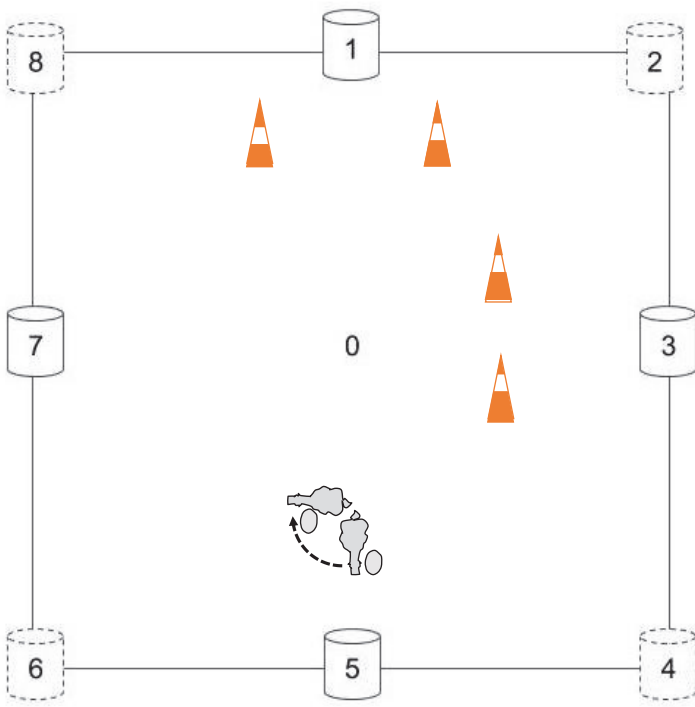
All rights reserved. Copyright © 2016 Nell Candelaria





**i - 1 Enter at walk with horse behind.
Halt at 0.**

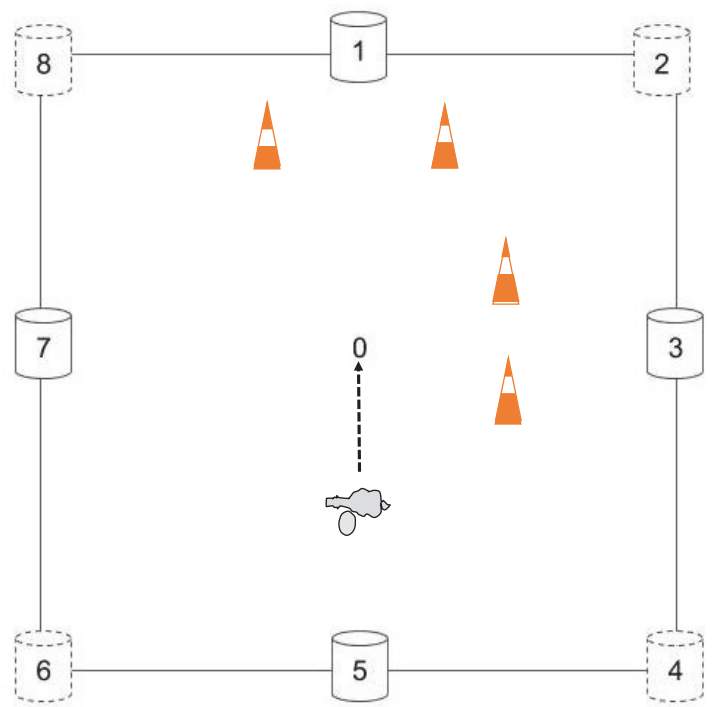




**ii - 0 to 5 Walk with horse behind. Halt
at 5.**



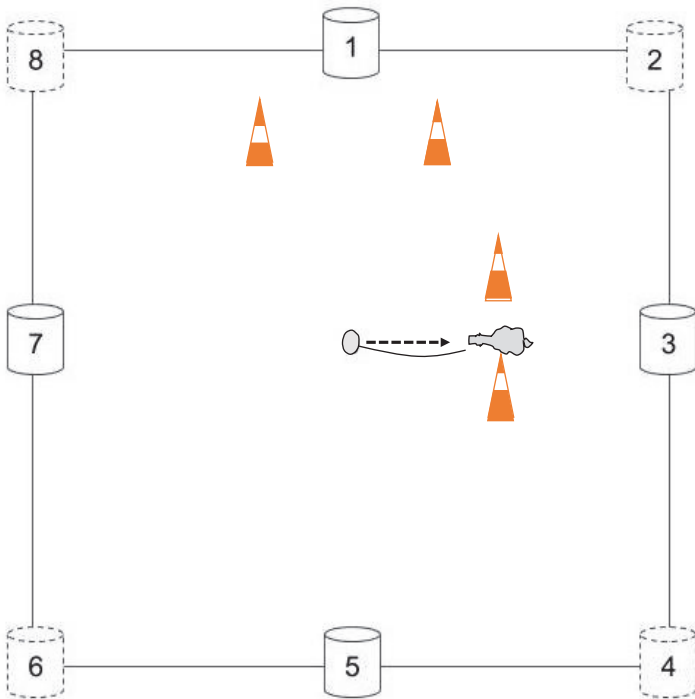
- - - - - Walk
 - - - - - Trot
 ······· Canter
 Horse
 Handler



iii - 5 Walk to horse and move forequarters quarter of a turn clockwise using touch.



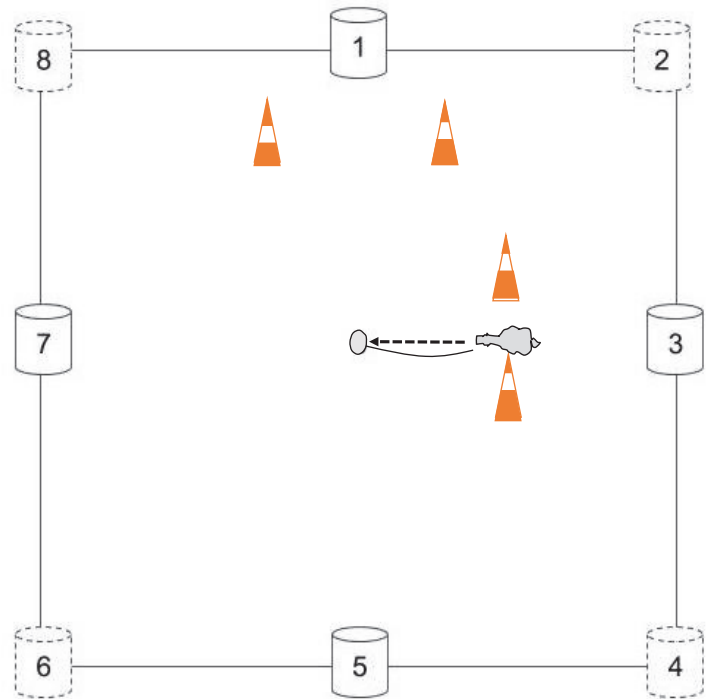
- - - - - Walk
 - - - - - Trot
 ······· Canter
 Horse
 Handler



iv – Between 5 and 0 Move horse sideways using touch 5 steps (count hind feet).



- - - - - Walk
 - - - - - Trot
 ······· Canter
 Horse
 Handler

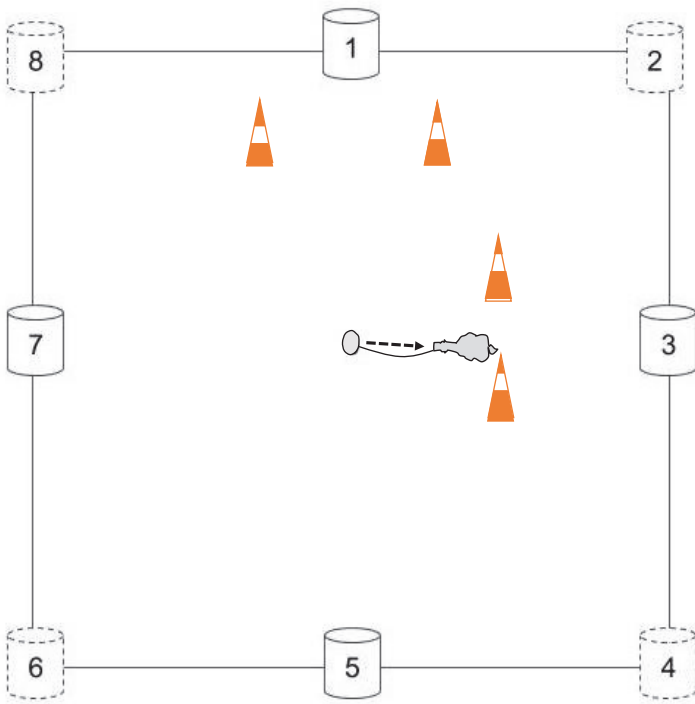
v – 0 to 3 Stand at 0 and back horse towards 3 between two markers. Horse's shoulders level with markers.





- - - - - Walk
 - - - - - Trot
 ······· Canter
 Horse
 Handler

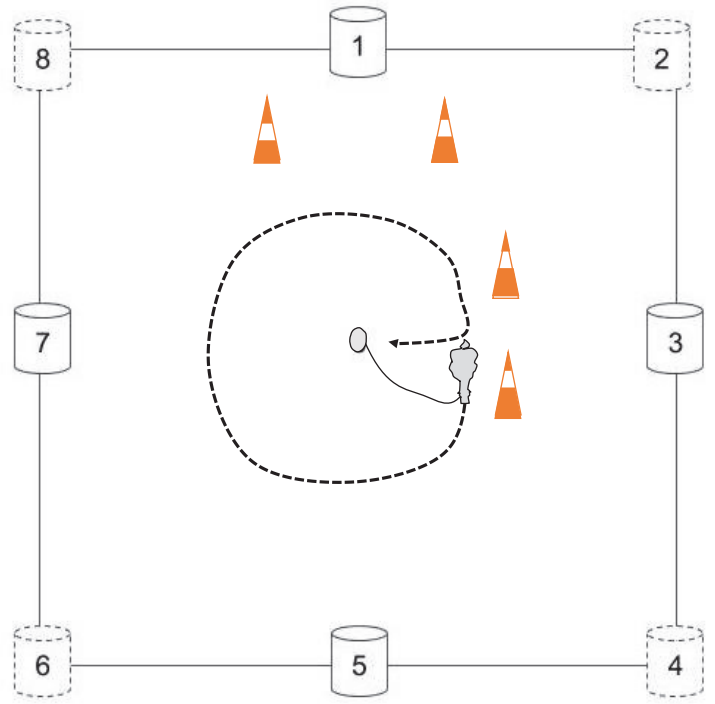
vi – 0 After 5 seconds of immobility, bring horse back.







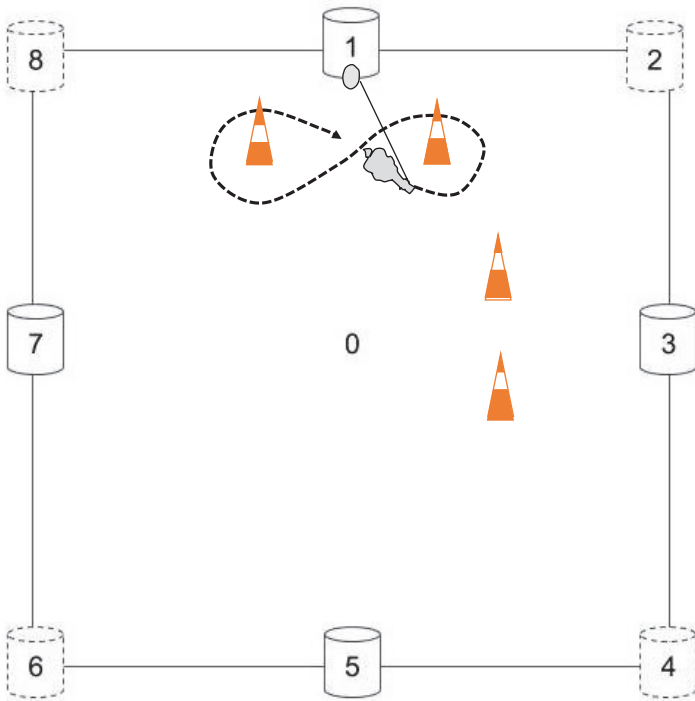
- - - - - Walk
 - - - - - Trot
 Canter
 Horse
 Handler



vii – 0 Back horse 5 steps towards 3.



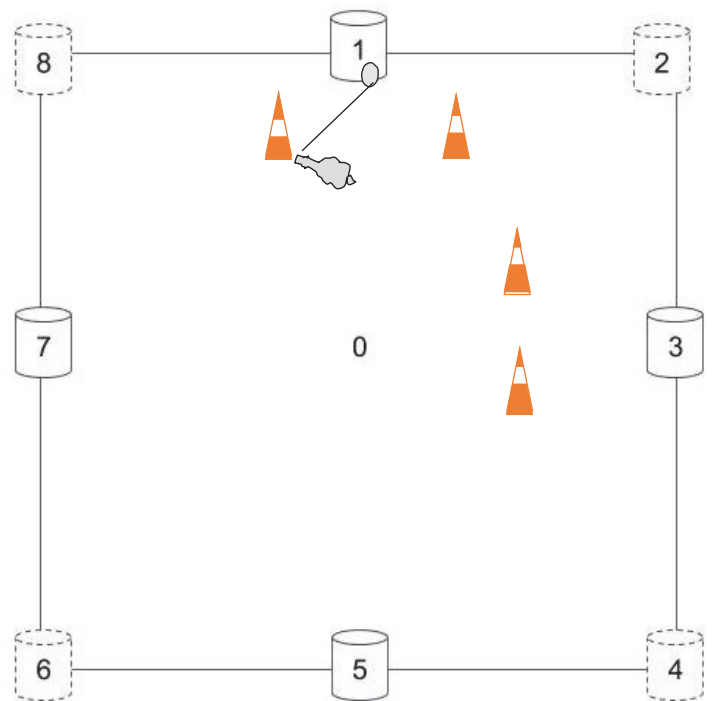
- - - - - Walk
 - - - - - Trot
 Canter
 Horse
 Handler



viii – 0 Ask horse to circle handler for 1 lap at walk clockwise. Handler to stand at 0. Bring horse back.



- - - - - Walk
 - - - - - Trot
 Canter
 Horse
 Handler

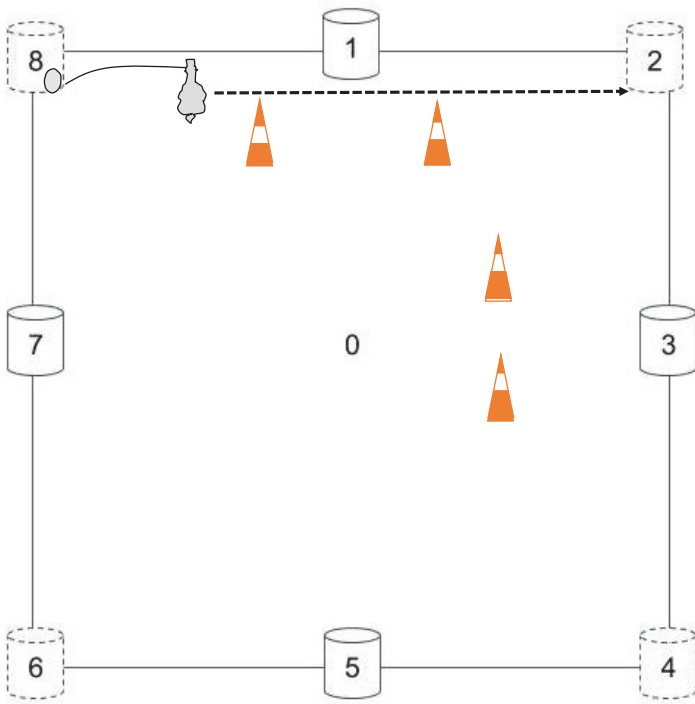
ix – 1 Walk one revolution of figure of eight finishing between the two markers. Handler to stay in line with 1 and facing 5.





- - - - - Walk
 - - - - - Trot
 Canter
 Horse
 Handler

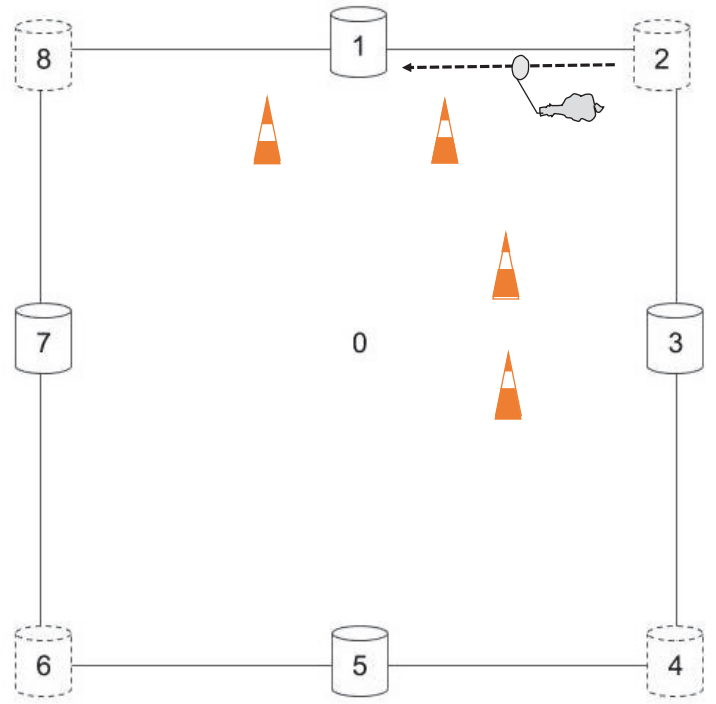
x – 1 Horse to touch left marker with nose. Handler to stand at 1.







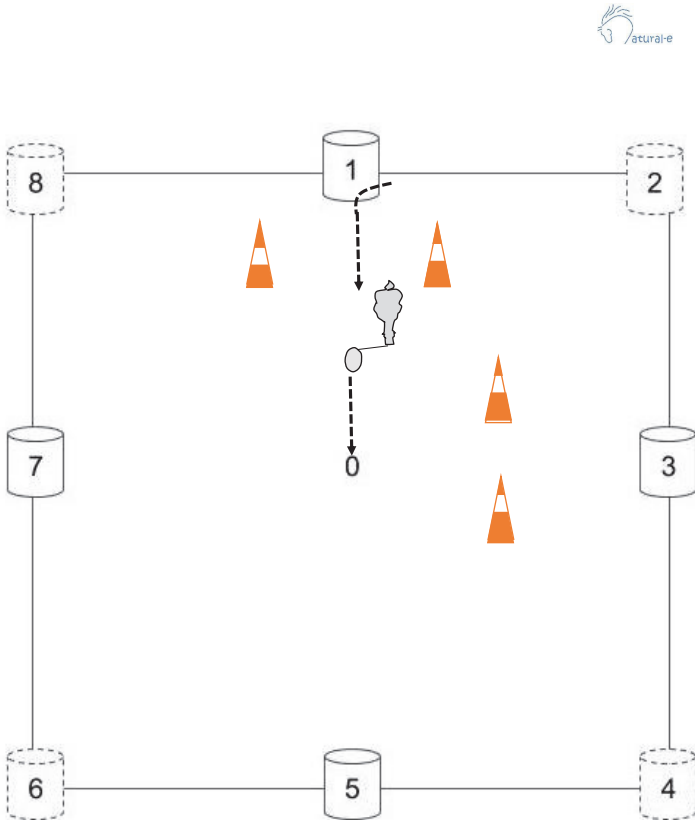
- - - - - Walk
 - - - - - Trot
 Canter
 Horse
 Handler



xi – 8 to 2 Horse to go sideways to 2.



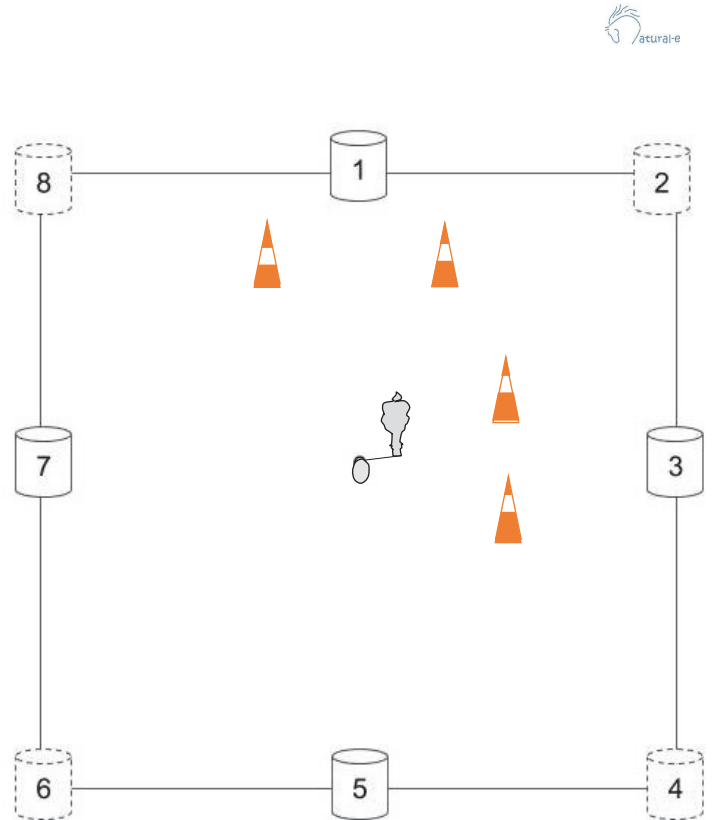
- - - - - Walk
 - - - - - Trot
 Canter
 Horse
 Handler



xii – 2 to 1 Lead horse on left to 1.



- - - - - Walk
 - - - - - Trot
 Canter
 Horse
 Handler

xiii – 1 to 0 Turn left up centre line with horse on left.



- - - - - Walk
 - - - - - Trot
 Canter
 Horse
 Handler

xiv – 0 Halt. Immobility 4 seconds.

